


A comprehensive
& objective rating
of the Elected
Representatives'
performance



MUMBAI

REPORT CARD

MLA RATINGS 2012



Founded in 1998, the PRAJA Foundation is a non-partisan voluntary organisation which empowers the citizen to participate in governance by providing knowledge and enlisting people's participation. PRAJA aims to provide ways in which the citizen can get politically active and involved beyond the ballot box, thus promoting transparency and accountability.

Concerned about the lack of awareness and apathy of the local government among citizens, and hence the disinterest in its functioning, PRAJA seeks change. PRAJA strives to create awareness about the elected representatives and their constituencies. It aims to encourage the citizen to raise his/her voice and influence the policy and working of the elected representative. This will eventually lead to efforts being directed by the elected representatives towards the specified causes of public interest.

The PRAJA Foundation also strives to revive the waning spirit of Mumbai City, and increase the interaction between the citizens and the government. To facilitate this, PRAJA has created www.praja.org, a website where the citizen can not only discuss the issues that their constituencies face, but can also get in touch with their elected representatives directly. The website has been equipped with information such as: *the issues faced by the ward, the elected representatives, the responses received and a discussion board, thus allowing an informed interaction between the citizens of the area.*

PRAJA's goals are: empowering the citizens, elected representatives & government with facts and creating instruments of change to improve the quality of life of the citizens of India. PRAJA is committed to creating a transparent, accountable and efficient society through people's participation.

TABLE OF CONTENTS

Chapter	Pg. No.
The Team	2
Why was a Report Card needed and what does it contain?	4
Foreword	5
Acknowledgements	7
Assessing the performance of the MLAs objectively	8
Profiles and Performance of MLAs	9
Illustration of Profile Page of a MLA in the Report Card	12
Comparison of MLA Ranks for the Year 2011 & 2012	46
The Methodology	52
(1) The Matrix – Scale of Ranking	52
(2) Variables for Past Records as per Affidavit	55
(3) Variables for Present Performance in the State Legislature	56
(4) Variables for People’s Perception as per Opinion Poll	59
(5) Variables for Negative Marking	66

THE TEAM

Advisors

Anuj Bhagwati

Entrepreneur

Dr. C. R. Sridhar

Market Research Professional

Iris Madeira

Education Consultant, Board of Advisor's Centre for Civil Society

Jamal Mecklai

Foreign Exchange Consultant

Juju Basu

Advertising Professional

K. M. S. (Titoo) Ahluwalia

Former Chairman & CEO A.C. Nielsen ORG-MARG

Nitai Mehta

Managing Trustee, Praja Foundation; Entrepreneur

Rajan Mehra

Entrepreneur

Shekhar Ghosh

CEO, Metigon Enterprises; PR Advisor, Praja Foundation

Sumangali Gada

Founder Trustee, Praja Foundation; Entrepreneur

Dr. Suma Chitnis

Social Scientist & former Vice Chancellor, SNTD University

Sonali Shahpurwala

Banker

Vinay Sanghi

Entrepreneur

Vipul Ambani

Banking

Vivek Asrani

Entrepreneur

Market Research Agency

Hansa Research

Ashok Das

Managing Director, Hansa Research

Bhavesh Mansinghania

Research Director, Hansa Research

And the rest of the Hansa team including **Ganesh Naik, Joy Chakraborty, Sushil Gaud, Manoj Singh**

Praja Staff

Milind Mhaske Project Director, Praja Foundation

Priyanka Sharma Project Manager, Praja Foundation

And rest of the Praja Staff including **Ameya Phadke, Balwant Kirar, Bijal Pandya, Dakshata Bhosale, Devank Gurav, Diksha Redkar, Dilip Tambe, Eknath Pawar, Kaustubh Gharat, Milind Redkar, Nilam Mirashi, Nitin Mirashi, Sajjan Kamble, Shraddha Parab, Shubhangi Yadav, Vipul Gharat**

WHY WAS A REPORT CARD NEEDED AND WHAT DOES IT CONTAIN?

The People of India have had Elected Representatives representing them in various bodies from the parliament to the panchayat for the last 60 years.

These representatives have deliberated, debated, questioned, proposed new laws, passed new laws and governed the nation at all levels using the mechanisms given to them by the Constitution of India. The 1950 constitution which we gave to ourselves laid out the way in which we would govern ourselves. In the last three decades we have seen a steady decline in the quality of governance due to various reasons, prime amongst them being commercialisation of politics and criminalisation of politics, this has created a huge governance deficit in our country.

The Electorate has remained a silent witness for most part of this and are feeling let down and frustrated by the Government and the elected representatives.

The time when the citizen has a 'real' say, is during elections which happens once in five years. The elections are the only time when the elected representatives are appraised for their performance in the corresponding term by the electorate.

Looking at the growing problems of Governance and the ever increasing needs of the citizens there is a need of a continuous dialogue and appraisal of the working of the elected representatives.

It is this need of continuous dialogue and appraisal that made Praja develop this Report Card.

Performance Appraisal of Elected Representatives has become the need of the hour.

This appraisal has been done keeping in mind the constitutional role and responsibility of the elected representatives and the opinion of their electorate.

We believe this Report Card which we will be publishing every year will give to the citizens, elected representatives, political parties and the government valuable feedback on the functioning of the elected representatives. We also hope that it will set standards and bench marks of the performance of the elected representatives not only in Mumbai but across the country.

FOREWORD

Around the same time last year, we launched our first MLA Report card 2011. Based on quantitative, qualitative data and perception surveys, the Performance Appraisal of the 32 MLAs from Mumbai indeed highlights the accountability of our governance system.

I had said then, “We believe this Report Card which we will be publishing every year will give to the citizens, elected representatives, political parties and the government valuable feedback on the functioning of the elected representatives. We also hope that it will set standards and bench marks of the performance of the elected representatives not only in Mumbai but across the country.”

This year, I repeat the same, with a deep sigh and a greater hope.

Last year’s report card was well received. Quite a few MLAs provided valuable critique. We have tried our best to rectify the omissions as much as possible. However, the few trends demand a serious introspection. Only 13 of the 32 MLAs, less than 41% improved their rankings. 18 of them slid further down. The criminal cases against MLAs seem like a malaise, many of them plummeting in their rankings on this account. Mr. Mangesh Sangle who was ranked number one last year lost his position because of new FIR registered against him. On the other hand we see the rank of Mr. Aslam Shaikh move from rank no. 29 to rank no. 12 in the current year primarily because he has improved his attendance, number of questions asked and the quality of questions asked. *In this day and age where students are getting 90% plus in their board exams, none of our MLAs have earned even 75%: the highest is 72%! All of them have been average performers at best. This should be a food for thought for the MLAs.*

The appraisal has been done keeping in mind the constitutional role and responsibility of the elected representatives and the opinion of their electorate. The Report Card covers the working and performance of the 32 MLAs of Mumbai during Winter 2010, Budget 2011 and Monsoon 2011. It is possible that the impact of activities from January 2012 onwards might not reflect in this Report Card, 2012. However it does cover the MLA Local Area Development funds spent for the period of November 2010 to March 2012, criminal record (including pending charge sheets) till December 2011 and results of a 14,561 sample opinion poll across the City of Mumbai.

We do believe the Report Card will only help improve the performance standards of our elected representatives. At the very least, it is bound to leave

a spoor of accountability nagging the MLAs constantly throughout the year. That, in itself is no mean achievement of the Report Card.

I would further like to pay our homage to late B.G. Deshmukh, the Chairman of Praja Foundation who passed away in August 2011, soon after writing the foreword last year. Mr. Deshmukh has been a great source of inspiration and a true guide to help Praja achieve its objectives. In his forward last year, Mr. Deshmukh explained the *raison d'être* of the report Card,

“It is when there is dereliction of active citizenry and/or legislative responsibility, that democracy starts to get corrupted... A modern democracy like ours functions effectively when all those who are elected are involved actively and solely in addressing people’s issues through the available constitutional methods, and when necessary by suitably amending and introducing new ones... The evaluation scale is made to be very fair and deserves the prompt and sincere attention of all those who consider themselves stakeholders of what truly is the largest and most vibrant democracy of the modern world.”

Amen!

NITAI MEHTA, Managing Trustee, Praja Foundation

ACKNOWLEDGEMENTS

Never doubt that a small group of thoughtful, committed citizens can change the world; indeed, it's the only thing that ever has.

– Margaret Mead

The change comes when people stand up and demand for it, and then strive to get it. Today we are at that juncture of history where time demands that we stand up and demand that change and go and get it.

Individuals involved in developing this report card strongly believe that they cannot just wait and remain mute spectators when time is demanding action from them. All of them have come together to develop this report card with a over-arching belief in the Constitution of India and the opportunity it creates for improved and efficient governance – the mean towards achieving the high ideals of the constitution – Justice, Liberty, Equality and Fraternity.

This book is a compilation of sincere, concerned efforts of the Core Praja Team. We would like to particularly appreciate the guidance of: Dr. C R Sridhar, KMS (Titoo) Ahluwalia and Dr. Suma Chitnis. And also to Praja's Advisors for their active support.

It is important here to acknowledge Hansa Research for conducting the opinion poll.

It is also very important to acknowledge the support of Vakils for doing a splendid publishing work.

Praja has obtained much of the data used in compiling this report card through Right to Information Act, 2005; without which sourcing information on the MLAs would have been very difficult. Hence it is very important to acknowledge the RTI Act and everyone involved, especially from the civil society, in bringing such a strong legislation. Also to those government officials who believe in the RTI Act and strive for its effective implementation.

Very importantly, Praja Foundation appreciates the support given by:

Narotam Sekhsaria Foundation

Friedrich Neumann
STIFTUNG

FÜR DIE FREIHEIT

FORD FOUNDATION

MADHU MEHTA FOUNDATION

ASSESSING THE PERFORMANCE OF MLAs OBJECTIVELY

The air in India is thick with criticism of politicians. The question that arises is: how can the performance of our elected representatives be assessed objectively? Surely the right way cannot be by asking them for their opinion of themselves. Nor is it adequate to get a few political pundits (who may have their own angles) to evaluate them.

The only way such an assessment can be done in a manner that is, and is seen to be, unbiased and credible, is through a systematic and transparent study undertaken independently by respected professionals. That is precisely what The Praja Report Card seeks to accomplish.

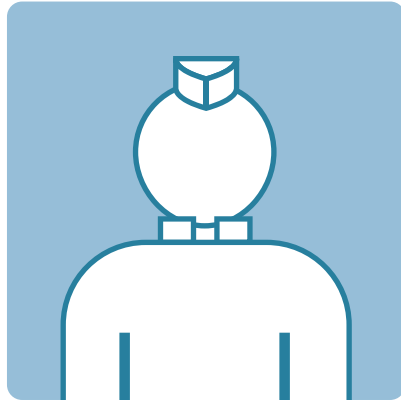
The ratings of the MLA's are based on:

- (a) Data accessed through RTI on attendance of Assembly sessions, number and type of questions raised, use of discretionary funds, etc.
- (b) Personal interviews with 14,561 citizens of Mumbai conducted by a reputed survey research organisation, to investigate the views of citizens on their elected representatives.

We believe the Report Card is an important step forward in promoting accountability and transparency in the political governance of the country.

K.M.S. (TITOO) AHLUWALIA, Formerly Chairman &
CEO of A.C. Nielsen ORG-MARG

PROFILES AND PERFORMANCE OF MLAs



Of the total 36 MLAs from the city, the overall scaling is done only for 32; as four MLAs are ministers and hence do not ask any questions to the government or raise any issues in the house.

For understanding details on the ranking and scales of the marking kindly go to the section of methodology.



Mohd. Arif Naseem Khan

Constituency: 168
(Area: Chandivali,
District - Mumbai Suburbs)



Political Party:
Indian National Congress

Born: 21 October 1963

Birth Place:
Akbarpur in Uttar Pradesh

Language Known:
Marathi, Hindi, English and Urdu

Education: Non Metric

Profession: Construction business



Sachin Mohan Ahir

Constituency: 182
(Area: Worli,
District - Mumbai City)



Political Party:
Nationalist Congress Party

Born: 21 March 1972

Birth Place: Mumbai

Language Known: Marathi, Hindi and
English

Education: HSC

Profession: Social Worker

He was appointed as Vice-president of North east district youth Congress committee between 1988-93 then Joint Secretary between 1993-98. He has held position of General Secretary, Mumbai Pradesh Yuvak Congress committee between 1995-98. He was acting secretary, Mumbai Pradesh Congress Committee (minority cell). He was member of Maharashtra legislative assembly from 1999 to 2004, 2004 to 2009. He was Minister of State for Food and Civil Supplies, Consumer Protection Department from November, 1999 to October, 2004, From December, 2008 to October 2009 onwards he was Minister of State for Home, Food and Drug Administration. He was re-elected to Maharashtra Legislative assembly in October, 2009 and is State Minister for Textiles, Minorities Development and Waqf Board.

Since 2003 he became president of Nationalist Congress Party Mumbai division. He was member of Maharashtra Assembly 1999-2004, 2004-2009, and was re-elected on Maharashtra Assembly in October 2009. Recently he became the State Minister for Housing, Slum Improvement, House Repairs and Reconstruction, Urban Land Ceiling, Industries, Mines, Social Justice, De-addiction Activities and Environment, and Welfare of Nomadic, De-notified Tribes and Other Backward Classes.



Suresh Hiriyanna Shetty

Constituency: 166
(Area: Andheri (E),
District - Mumbai Suburbs)



Political Party:
Indian National Congress
Born: 2 September 1955

Birth Place: Udipi, Karnataka

Language Known: Marathi, Hindi,
English, Tulu and Gujrati

Education: B.Com.

Profession: Businessman



Varsha Gaikwad

Constituency: 178
(Area: (SC) - Dharavi,
District - Mumbai City)



Political Party:
Indian National Congress
Born: 3 February 1975

Birth Place: Mumbai

Language Known: Marathi, Hindi and
English

Education: M.Sc. (Math's), B.Ed.,
L.L.B.-Cleared the 1st Year Exam

Profession: Not given

He has held various positions in congress party since 1975. He became Minister of State for Public health from July 2004 to October 2004 and Minister of State for Medical education, Higher and Technical education, Tourism and Special assistance from November 2004 to December 2008. He became Minister for Medical Education, Higher and Technical education, Tourism, Special assistance, Food and Drug administration and Legislative affairs from December 2008 to February 2009. Then he became Minister of State Medical Education, Higher and Technical education, Special assistance department from March 2009 to October 2009. He got re-elected to Maharashtra Assembly in October 2009 and he has been Minister for Public health, Family welfare, Environment, State protocol and additional charge of Sports and Youth affairs.

He was convener of Peace March for World Peace & Nuclear Disarmament conducted from Nagasaki to Hiroshima in Japan in 1988.

She was the member of Maharashtra Pradesh Congress working committee between 2004-2009. She got elected to Maharashtra Legislative Assembly in 2004. She was member and Head of Women's rights and Welfare Committee between 2008-09 and 2009 onwards she became Minister of State for Medical Education, Higher and Technical Education, Tourism and Special Assistance Department. She again got re-elected to Maharashtra legislative assembly.

She has won 'Commendable Legislator' award from Maharashtra branch of Commonwealth Parliamentary Union for the year 2006-07 and she participated in the delegation appointed for monitoring the election of the U.S. President.

HOW TO READ THE RANKING PAGE:

Overall Rank for the current year (2012) is given after summation of all the weightages. The top three ranks are awarded a trophy - The Torch. The first gets gold, the second silver and the third bronze.

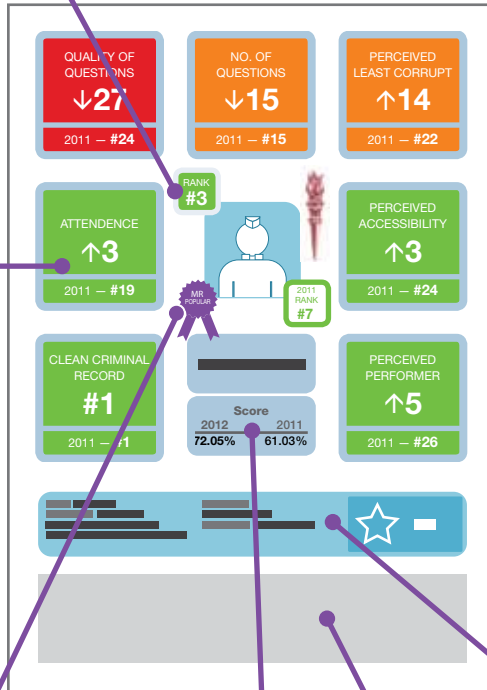


Areas for ranking:

1. Attendance
2. Questions Asked
3. Quality of Questions
4. Criminal Record (including the negative marking for criminal records)
5. Perceived Performance (Perception of Public Services)
6. Perceived as accessible
7. Perceived Least Corrupt

Colour Coding:

- 1-10 ■
- 11-22 ■
- 23-32 ■



Badges for high ranks in individual areas



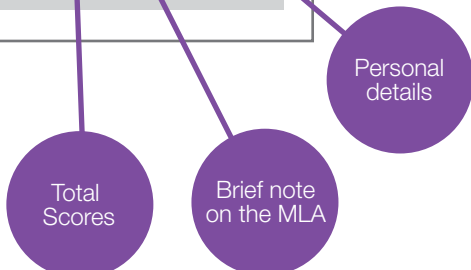
PERCEIVED PERFORMER
+
PERCEIVED AS ACCESSIBLE



QUALITY OF QUESTIONS
+
NO. OF QUESTIONS



CLEAN CRIMINAL RECORD
+
PERCEIVED LEAST CORRUPT



MUMBAI'S 32 MLAs AND THEIR RANKINGS



#1



#15



#32

QUALITY OF
QUESTIONS

↑2

2011 — #16

NO. OF
QUESTIONS

↓19

2011 — #17

PERCEIVED
LEAST CORRUPT

↓25

2011 — #8

ATTENDENCE

↑1

2011 — #19

RANK
#26



2011
RANK
#26

PERCEIVED
ACCESSIBILITY

↓13

2011 — #11

CLEAN CRIMINAL
RECORD

↑20

2011 — #22

Abu Asim Azmi

Score

2012	2011
60.08%	56.13%

PERCEIVED
PERFORMER

↑4

2011 — #15

Born: 8 August 1955

Birth Place: Manjirpatti in
Uttar Pradesh

Language Known: Urdu, Hindi
and English

Education: Bachelor of Arts

Profession: Businessman

Constituency: 171
(Area: Mankhurd Shivaji Nagar,
District - Mumbai Suburbs)



SP

He was the President of Samajwadi Party, Mumbai from 1995 to 2000 and has been the General Secretary, Maharashtra since. He was elected as Member of Rajya Sabha where he was the member of Rajya Sabha Committee for Urban & Rural Development, Committee for Commerce, Committee on Rules, Consultative Committee under Ministry of Foreign Affairs, Member Defence Committee. He was elected to Maharashtra Legislature from two constituency assemblies: Mankhurd-Shivaji Nagar (Mumbai) and Bhiwandi East (Dist-Thane). He has subsequently resigned from Bhiwandi East, (Dist-Thane) constituency in 2009.

QUALITY OF
QUESTIONS

↓27

2011 — #24

NO. OF
QUESTIONS

↓16

2011 — #15

PERCEIVED
LEAST CORRUPT

↑14

2011 — #22

ATTENDENCE

↑1

2011 — #19

RANK
#3



PERCEIVED
ACCESSIBILITY

↑3

2011 — #24

MR
POPULAR

2011
RANK
#10

CLEAN CRIMINAL
RECORD

#1

2011 — #1

Amin Amir Ali Patel

Score

2012	2011
71.25%	62.53%

PERCEIVED
PERFORMER

↑6

2011 — #26

Born: 13 January 1963

Birth Place: Mumbai

Language Known: Marathi,
Hindi and English

Education: SSC

Profession: Businessman

Constituency: 186
(Area: Mumbadevi,
District - Mumbai City)



INC

He has been an active worker of congress party since 1988 and has held important positions such as General Secretary Youth Congress in 1990 and Vice President of Minority Cell in 1994. He was Member of All India Congress Committee in the year 2007. He was nominated as Municipal Councillor in 2002 and got elected to the Mumbai Municipal Corporation in 2007. He was member of Improvement Committee in 2007 and whip of Congress party in 2007. He got elected to the Maharashtra Legislative Assembly in October, 2009.

QUALITY OF
QUESTIONS

↑1

2011 — #25

NO. OF
QUESTIONS

↓30

2011 — #28

PERCEIVED
LEAST CORRUPT

↑21

2011 — #24

ATTENDENCE

↓20

2011 — #1

RANK
#23



2011
RANK
#21

PERCEIVED
ACCESSIBILITY

↓19

2011 — #15

CLEAN CRIMINAL
RECORD

#1

2011 — #1

**Annie Sitambalam
Shekhar**

Score

2012	2011
61.39%	58.76%

PERCEIVED
PERFORMER

↑12

2011 — #19

Born: 20 October 1938
Birth Place: Kochi, Kerala
Language Known: English,
Hindi and Malayalam

Education: Eight
Profession: House wife
Constituency: 187
(Area: Colaba,
District - Mumbai City)



INC

She was Vice-president and Joint secretary of Mumbai Pradesh Congress committee. She was Municipal Councillor from 1992 and 1997 and became member of Standing, Education and improvement committee of MCGM. She also became chairman of Children Aid Society. She was the member of Maharashtra legislative assembly from 2004 to 2009, she was re-elected to Maharashtra Legislative assembly in October, 2009.

She has conducted various activities for students and poor people in Colaba Area.

QUALITY OF
QUESTIONS

↓28

2011 — #11

NO. OF
QUESTIONS

↓21

2011 — #14

PERCEIVED
LEAST CORRUPT

↑14

2011 — #21

ATTENDANCE

#1

2011 — #1

RANK
#22



MR
POPULAR

2011
RANK
#13

PERCEIVED
ACCESSIBILITY

↑3

2011 — #22

CLEAN CRIMINAL
RECORD

↑17

2011 — #18

Ashok Bhau Jadhav

Score

2012	2011
61.50%	62.07%

PERCEIVED
PERFORMER

↑6

2011 — #23

Born: 24 May 1955
Birth Place: Mumbai
Language Known: Marathi,
Hindi, English and Gujarati

Education: SSC
Profession: Businessman
Constituency: 165
(Area: Andheri (W),
District - Mumbai Subs)



INC

He is member of Maharashtra Pradesh Congress Committee. He was member of Maharashtra Legislative Assembly between 1999-2004. He got re-elected to the assembly in October 2009 from constituency 165 - Andheri (W).

He takes special interest in Writing and social work.

QUALITY OF
QUESTIONS

↑3

2011 — #21

NO. OF
QUESTIONS

↑13

2011 — #20

PERCEIVED
LEAST CORRUPT

↑11

2011 — #14

ATTENDENCE

↑1

2011 — #19

RANK
#12



2011
RANK
#29

PERCEIVED
ACCESSIBILITY

↑16

2011 — #26

CLEAN CRIMINAL
RECORD

↑17

2011 — #18

**Aslam Ramzan
Ali Shaikh**

Score

2012	2011
64.62%	54.71%

PERCEIVED
PERFORMER

↓27

2011 — #25

Born: 5 November 1968
Birth Place: Mumbai
Language Known: Marathi,
Hindi, Urdu, Gujrati and English

Education: HSC
Profession: Social Worker
Constituency: 162
(Area: Malad (W),
District - Mumbai Subs)



INC

He has been Municipal Councillor since 2002. He was Chairman of P/North ward committee of MCGM between 2007-2008. He got elected to Maharashtra Legislative Assembly in October 2009. He has travelled to Saudi Arabia, Europe and Dubai.

QUALITY OF
QUESTIONS

↓32

2011 — #27

NO. OF
QUESTIONS

↓31

2011 — #30

PERCEIVED
LEAST CORRUPT

↓32

2011 — #18

ATTENDANCE

↑1

2011 — #19

RANK
#30



2011
RANK
#28

PERCEIVED
ACCESSIBILITY

↑26

2011 — #27

CLEAN CRIMINAL
RECORD

#1

2011 — #1

Ziyauddin Abdul
Rahim Sidikki

Score

2012	2011
57.11%	54.90%

PERCEIVED
PERFORMER

#28

2011 — #28

Born: 30 September 1958

Birth Place: Mumbai

Language Known: Marathi,
Hindi, Urdu and English

Education: Undergraduate

Profession: Businessman

Constituency: 177

Area: Bandra (W),
District - Mumbai Subs)



INC

He has held number of positions in the Congress Party from 1999 onwards. He was the member of Maharashtra Assembly from 1999-2004. He became Minister of State for Labour, Food and Civil supplies and Consumer protection from November 2004 to December 2009. He was re-elected to Maharashtra Assembly from Bandra (w) constituency in October 2009.

He is the Founder President of Bajaj Organisation for Social Services.

QUALITY OF
QUESTIONS

↑24

2011 — #32

NO. OF
QUESTIONS

↑29

2011 — #32

PERCEIVED
LEAST CORRUPT

↑4

2011 — #26

ATTENDENCE

↓20

2011 — #1

RANK
#17



MR
CLEAN

2011
RANK
#27

PERCEIVED
ACCESSIBILITY

↑1

2011 — #5

CLEAN CRIMINAL
RECORD

#1

2011 — #1

**Baldev Basantsingh
Khosa**

Score

2012	2011
63.20%	55.13%

PERCEIVED
PERFORMER

↓22

2011 — #4

Born: 8 April 1944
Birth Place: Faridkot town,
Punjab
Language Known: Marathi,
Hindi, English, Urdu and
Punjabi

Education: HSC, Diploma in
Acting
Profession: Social Worker
Constituency: 164
(Area: Versova,
District - Mumbai Subs)



INC

He received the Quality Award given by the Punjab University for exemplary help given to the jawans. He organised 'Ashok Kumar Night' in 1973 to help the poor and needy people in Mumbai. He got elected to Maharashtra Legislative Assembly between 1999-2004, 2004-2009.

QUALITY OF
QUESTIONS

↓12

2011 — #5

NO. OF
QUESTIONS

↑1

2011 — #2

PERCEIVED
LEAST CORRUPT

↓30

2011 — #2

ATTENDENCE

↑1

2011 — #31

RANK
#7



2011
RANK
#14

PERCEIVED
ACCESSIBILITY

↓11

2011 — #4

CLEAN CRIMINAL
RECORD

#29

2011 — #29

**Bala Dagdu
Nandgaonkar**

Score

2012	2011
66.98%	61.96%

PERCEIVED
PERFORMER

↑1

2011 — #2

Born: 21 June 1958
Birth Place: Mumbai
Language Known: Marathi,
Hindi and English

Education: SSC
Profession: Businessman,
Social Worker
Constituency: 183
(Area: Sewree,
District - Mumbai City)



MNS

He was the Member of Education and Standing committee of MCGM in 1992. He was member of Legislative Assembly between 1995 to 1999, 1999 to 2004 and 2004 to 2009. He was Minister of State for Home and General Administration (except services sub-department) from May 1999 to October 1999. Since 2009 he is working as a member of Maharashtra Navnirman Sena. He got re-elected to Maharashtra Legislative Assembly in 2009.

He has visited UK, Belgium, Netherland, Switzerland and France as a member of study tour.

QUALITY OF
QUESTIONS

#31

2011 — #31

NO. OF
QUESTIONS

↓32

2011 — #29

PERCEIVED
LEAST CORRUPT

↓29

2011 — #8

ATTENDENCE

↓30

2011 — #19

RANK
#32



2011
RANK
#24

PERCEIVED
ACCESSIBILITY

↓28

2011 — #11

CLEAN CRIMINAL
RECORD

#1

2011 — #1

**Chandrakant
Handore**

Score

2012	2011
53.73%	57.27%

PERCEIVED
PERFORMER

↓29

2011 — #15

Born: 13 March 1957
Birth Place: Mumbai
Language Known: Marathi,
Hindi and English

Education: B.A. Second Year
Profession: not given
Constituency: 173
(Area: Chembur,
District - Mumbai Subs)



INC

He was Municipal Councillor between 1985-92 and become Mayor of Mumbai between 1992-93. He was Member of Maharashtra Assembly from 2004 to 2009. He was Minister for Social justice and Drug de-addiction department from November 2004 to October 2009. He got re-elected to Maharashtra Assembly in October 2009.

He has travelled to France, England and Netherland for study tour.

QUALITY OF QUESTIONS

↓23

2011 — #22

NO. OF QUESTIONS

↓14

2011 — #12

PERCEIVED LEAST CORRUPT

↓25

2011 — #5

ATTENDANCE

#1

2011 — #1

RANK #25



2011 RANK #22

PERCEIVED ACCESSIBILITY

↑13

2011 — #29

CLEAN CRIMINAL RECORD

↑20

2011 — #22

Gopal Chinaiya Shetty

Score

2012	2011
60.52%	58.73%

PERCEIVED PERFORMER

↑4

2011 — #24

Born: 31 January 1954
Birth Place: Manglore, Karnataka
Language Known: Marathi, Hindi, English, Tulu and Gujrati

Education: Non Matric
Profession: Businessman
Constituency: 152 (Area: Borivali, District - Mumbai Subs)



BJP

He was Municipal Councillor between 1997-2002 and 2002-2007. He has won several awards for his work as a Municipal Councillor. He has held various positions in Bharatiya Janata Party. He was elected as member of Maharashtra Assembly from 2004 to 2009. He got re-elected to Maharashtra Assembly in October 2009.

He has received Best Corporator award from I Love Mumbai organisation in 1997.

QUALITY OF
QUESTIONS

↓26

2011 — #20

NO. OF
QUESTIONS

↓20

2011 — #16

PERCEIVED
LEAST CORRUPT

↓28

2011 — #3

ATTENDANCE

#1

2011 — #1

RANK
#5



2011
RANK
#2

PERCEIVED
ACCESSIBILITY

↓7

2011 — #1

CLEAN CRIMINAL
RECORD

#1

2011 — #1

**Jagannath
Achanna Shetty**

Score

2012	2011
69.00%	71.46%

PERCEIVED
PERFORMER

↓2

2011 — #1

Born: 25 May 1945
Birth Place: Shirava, Udipi,
Karnataka
Language Known: Marathi,
Hindi, English and Kannada

Education: Eleventh
Profession: Hotelier
Constituency: 179
(Area: Sion-Koilwada,
District - Mumbai City)



INC

He has been an active member of Congress Party from 1970 and member of Maharashtra Assembly from 2004 to 2009. He got re-elected to Maharashtra Assembly in October, 2009.

He was the member of Sanjay Gandhi Niradhar Yojana.

QUALITY OF
QUESTIONS

↑9

2011 — #23

NO. OF
QUESTIONS

↓25

2011 — #21

PERCEIVED
LEAST CORRUPT

↑10

2011 — #23

ATTENDANCE

#1

2011 — #1

RANK
#9



2011
RANK
#8

PERCEIVED
ACCESSIBILITY

↓10

2011 — #2

CLEAN CRIMINAL
RECORD

#1

2011 — #1

**Kalidas Nilkanth
Kolambkar**

Score

2012	2011
66.47%	65.88%

PERCEIVED
PERFORMER

↓20

2011 — #3

Born: 13 November 1953

Birth Place: Revtale town,
Sindudurg district

Language Known: Marathi,
Hindi and English

Education: SSC

Profession: Social Worker

Constituency: 180
(Area: Wadala,
District - Mumbai City)



INC

He was appointed as Shiv Sena Ward President from 1977. He worked as Nanded Shiv Sena Chief Coordinator in 1985. As the municipal councillor he was Chairman of Works Committee, Mumbai Corporation. He was Member of Maharashtra Legislative Assembly for 1990-95, 1995-99, 1999-2004, 2004-2009 terms. He was In-charge of catering committee in 1995. He was Minister of State for Food and Civil Supplies from February, 1999 to May, 1999. He also headed Ministry of State Urban Development from May, 1999 to October, 1999. He was re-elected to Maharashtra Legislative Assembly in October, 2009.

QUALITY OF
QUESTIONS

↓30

2011 — #17

NO. OF
QUESTIONS

↓28

2011 — #24

PERCEIVED
LEAST CORRUPT

↓19

2011 — #11

ATTENDENCE

↑30

2011 — #31

RANK
#28



2011
RANK
#23

PERCEIVED
ACCESSIBILITY

↑22

2011 — #23

CLEAN CRIMINAL
RECORD

#1

2011 — #1

**Kripashankar
Singh**

Score

2012	2011
58.93%	58.09%

PERCEIVED
PERFORMER

↑19

2011 — #21

Born: 31 July 1950

Birth Place: Sahodapur,
Uttar Pradesh

Language Known: Marathi,
Hindi and English

Education: HSC

Profession: Not given

Constituency: 175
(Area: Kalina,
District - Mumbai Subs)



INC

He is senior member of congress party since 1974 and has held various positions in the party. He was member of Maharashtra Legislative Council from July 1994 to October 1999, October 1999 to January 2003. He was the Minister of State for Home (City), Food and Drug administration. He was Guardian Minister for Mumbai suburban district. From July 2003 to July 2004 he was Minister of State for Home (rural), Prisons and Legislative affairs. He was re-elected to Maharashtra Assembly in October 2009.

He is trustee of Dhaneshwaridevi Ramniranjan Education Trust and Adarsh Vidyamandir Trust.

QUALITY OF
QUESTIONS

↑7

2011 — #19

NO. OF
QUESTIONS

↑23

2011 — #31

PERCEIVED
LEAST CORRUPT

↑13

2011 — #29

ATTENDENCE

#1

2011 — #1

RANK
#18



2011
RANK
#20

PERCEIVED
ACCESSIBILITY

↓32

2011 — #20

CLEAN CRIMINAL
RECORD

#1

2011 — #1

**Krishnakumar
Shripad Hegde**

Score

2012	2011
62.59%	59.03%

PERCEIVED
PERFORMER

↓32

2011 — #18

Born: 3 February 1967

Birth Place: Mumbai

Language Known: Tulu

Education: Graduation in
Economics

Profession: Media Consultant

Constituency: 167
(Area: Vile Parle,
District - Mumbai Subs)



INC

He was the General Secretary, Mumbai Pradesh Congress Committee from 1991 to 2003. He was elected to Maharashtra Assembly in October, 2009.

He has travelled to Germany, England, Greece, Sweden, Switzerland, Dubai, Belgium, Holland and Italy for study tour.

QUALITY OF
QUESTIONS

↓11

2011 — #3

NO. OF
QUESTIONS

#10

2011 — #10

PERCEIVED
LEAST CORRUPT

↑18

2011 — #25

ATTENDENCE

↓20

2011 — #1

RANK
#16



2011
RANK
#11

PERCEIVED
ACCESSIBILITY

↑23

2011 — #30

CLEAN CRIMINAL
RECORD

↑17

2011 — #18

**Mangal Prabhat
Lodha**

Score

2012	2011
63.52%	62.47%

PERCEIVED
PERFORMER

↑25

2011 — #30

Born: 18 December 1955
Birth Place: Jodhpur, Rajasthan
Language Known: Marathi,
Hindi, English and Gujrati

Education: B.Com. L.L.B., C.A.
(Inter)
Profession: Businessman
Constituency: 185
(Area: Malabar Hill,
District - Mumbai City)



BJP

He tabled Right to Information Bill for the first time in the country in 1997 and forced discussion in the assembly. He was the Member of assembly in 1995-99, 1999-2004, 2004-2009. He was re-elected to the Maharashtra Legislative Assembly in October 2009.

He has travelled to U.S.A., Europe, Hong Kong and Singapore on study tour.

QUALITY OF
QUESTIONS

↑22

2011 — #28

NO. OF
QUESTIONS

#18

2011 — #18

PERCEIVED
LEAST CORRUPT

↓12

2011 — #1

ATTENDENCE

#1

2011 — #1

RANK
#4



2011
RANK
#7

PERCEIVED
ACCESSIBILITY

↑5

2011 — #18

CLEAN CRIMINAL
RECORD

#1

2011 — #1

**Madhukar
Balkrishna Chavan**

Score

2012	2011
71.01%	67.82%

PERCEIVED
PERFORMER

↑9

2011 — #17

Born: 1 April 1951
Birth Place: Mumbai
Language Known: Marathi,
Hindi and English

Education: SSC, Diploma in
Mech. Draughtsman and Tracer
Profession: Businessman
Constituency: 184
(Area: Byculla,
District - Mumbai City)



INC

He is with Indian National Congress since 1969. He has worked in the party at different positions. He got re-elected to Legislative Assembly in October 2009.

His hobbies are reading, writing and playing kabbadi and Cricket.

QUALITY OF
QUESTIONS

↓19

2011 — #9

NO. OF
QUESTIONS

↑2

2011 — #4

PERCEIVED
LEAST CORRUPT

↑7

2011 — #28

ATTENDENCE

↓20

2011 — #1

RANK
#2



2011
RANK
#1

PERCEIVED
ACCESSIBILITY

↓9

2011 — #7

CLEAN CRIMINAL
RECORD

↓16

2011 — #1

**Mangesh Eknath
Sangle**

Score

2012	2011
72.15%	75.43%

PERCEIVED
PERFORMER

↓13

2011 — #6

Born: 29 April 1974

Birth Place: Sinnar, Nashik
district

Language Known: Marathi,
Hindi and English

Education: Graduation

Profession: Construction
Enterprising

Constituency: 156
(Area: Vikroli,
District - Mumbai Subs)



MNS

He has handled different positions with Maharashtra Navnirman Sena. He was elected to Legislative.

He has organized various educational, cultural and social activities through Sai-Shradha Seva Mandal.

QUALITY OF
QUESTIONS

↓5

2011 — #4

NO. OF
QUESTIONS

↓26

2011 — #22

PERCEIVED
LEAST CORRUPT

↑3

2011 — #31

ATTENDANCE

#1

2011 — #1

RANK
#11



MR
CLEAN

2011
RANK
#9

PERCEIVED
ACCESSIBILITY

↓21

2011 — #8

CLEAN CRIMINAL
RECORD

#1

2011 — #1

**Milind Bhupal
Kamble**

Score

2012	2011
65.23%	64.46%

PERCEIVED
PERFORMER

↓15

2011 — #9

Born: 3 February 1969
Birth Place: Mumbai
Language Known: Marathi

Education: Upto SSC
Profession: Construction
Business
Constituency: 174
(Area: (SC) Kurla,
District - Mumbai Subs)



NCP

He was appointed as Secretary, Mumbai Pradesh Nationalist Congress Party in 2006 and then he became President, Kurla Taluka of Nationalist Congress Party.

QUALITY OF
QUESTIONS

↓5

2011 — #2

NO. OF
QUESTIONS

↓26

2011 — #13

PERCEIVED
LEAST CORRUPT

↓23

2011 — #17

ATTENDENCE

#1

2011 — #1

RANK
#14



2011
RANK
#5

PERCEIVED
ACCESSIBILITY

#25

2011 — #25

CLEAN CRIMINAL
RECORD

#1

2011 — #1

Nawab Malik

Score

2012	2011
64.07%	69.27%

PERCEIVED
PERFORMER

↑18

2011 — #27

Born: 20 June 1959
Birth Place: Dhusava, Uttar Pradesh
Language Known: Marathi, Hindi, English and Urdu

Education: Undergraduate
Profession: Businessman
Constituency: 172 (Area: Anushakti Nagar, District - Mumbai Subs)



NCP

He was the member of Legislative Assembly 1996-99 (nominated). He was Minister of State for Housing, Slum Development and Special assistance and Waqf Departments from October 1999 to October 2004. He was also Minister for Special assistance and Technical education department from July 2004 to October 2004 and Minister of labour and Guardian Minister for Mumbai (City) district from November 2004 to March 2005. He got re-elected to the state assembly in October 2009.

He has visited Australia, France, Netherland on study tour.

QUALITY OF
QUESTIONS

↓21

2011 — #10

NO. OF
QUESTIONS

↓15

2011 — #8

PERCEIVED
LEAST CORRUPT

↑27

2011 — #30

ATTENDENCE

↑1

2011 — #19

RANK
#29



2011
RANK
#18

PERCEIVED
ACCESSIBILITY

↓31

2011 — #14

CLEAN CRIMINAL
RECORD

↑20

2011 — #22

**Nitin Vijaykumar
Sardesai**

Score

2012	2011
57.36%	59.59%

PERCEIVED
PERFORMER

↓31

2011 — #13

Born: 22 December 1963

Birth Place: Mumbai

Language Known: Marathi,
Hindi, English and Gujrati

Education: B.Sc.

Profession: Construction
Enterprising

Constituency: 181
(Area: Mahim,
District - Mumbai City)



MNS

He has been instrumental in providing employment to over lakhs of young people through 'Shiv Udyog Sena'. He was elected to Maharashtra Assembly on Maharashtra Navnirman Sena ticket in October 2009.

He has arranged career guidance seminar for the unemployed youth under Prime Minister's employment scheme.

QUALITY OF
QUESTIONS

↑25

2011 — #26

NO. OF
QUESTIONS

↓22

2011 — #19

PERCEIVED
LEAST CORRUPT

↑22

2011 — #32

ATTENDENCE

↑20

2011 — #30

RANK
#31



2011
RANK
#32

PERCEIVED
ACCESSIBILITY

↑15

2011 — #21

CLEAN CRIMINAL
RECORD

↑20

2011 — #22

**Prakash Manchhubhai
Maheta**

Score

2012	2011
55.33%	47.01%

PERCEIVED
PERFORMER

↑14

2011 — #22

Born: 22 April 1959
Birth Place: Mumbai
Language Known: Marathi,
Hindi, English and Gujrati

Education: SSC
Profession: Businessman
Constituency: 170
(Area: Ghatkopar (E)
District - Mumbai Subs)



BJP

He was elected as member of state legislative assembly from 1990-1995, 1995 -1999, 1999-2004, 2004 -2009. He was Minister of State for Slum Development, Housing and Urban Land Ceiling and Employment Planning from May 1995 to August 1996. He was also Minister for Consumer Welfare, Special Assistance & Tourism and Guardian Minister for Mumbai suburban district from August 1996 to June 1997. He was also Minister for State for Excise and Special Assistance Department from June 1997 to July 1999. He was re-elected to Maharashtra Assembly in October 2009.

He was active participant in Anti-corruption and Anti-emergency agitation in 1975-1977.

QUALITY OF
QUESTIONS

↓20

2011 — #13

NO. OF
QUESTIONS

↓12

2011 — #9

PERCEIVED
LEAST CORRUPT

↑2

2011 — #18

ATTENDENCE

↓30

2011 — #19

RANK
#27



2011
RANK
#16

PERCEIVED
ACCESSIBILITY

↓29

2011 — #27

CLEAN CRIMINAL
RECORD

↓20

2011 — #18

**Prakash (Bala) Vasant
Sawant**

Score

2012	2011
59.16%	60.51%

PERCEIVED
PERFORMER

↑8

2011 — #28

Born: 28 February 1950

Birth Place: Mumbai

Language Known: Marathi,
Hindi and English

Education: SSC

Profession: Businessman

Constituency: 176
(Area: Bandra (E)
District - Mumbai Subs)



SS

He has held various positions in Shiv sena since 1990. He was elected to the municipal corporation and has held Chairmanship of the Ward committee and Law committee. He also worked as member of Market and Gardens committee, BEST committee, Education committee and Law committee. He was elected to Maharashtra Assembly in October 2009.

He is Vice-President of National Library, Bandra.

QUALITY OF
QUESTIONS

↓16

2011 — #6

NO. OF
QUESTIONS

↓6

2011 — #5

PERCEIVED
LEAST CORRUPT

↑4

2011 — #10

ATTENDENCE

↓20

2011 — #19

RANK
#24



2011
RANK
#19

PERCEIVED
ACCESSIBILITY

↑1

2011 — #13

CLEAN CRIMINAL
RECORD

#32

2011 — #32

**Pravin Yashwant
Darekar**

Score

2012	2011
60.54%	59.33%

PERCEIVED
PERFORMER

↓22

2011 — #10

Born: 13 October 1968
Birth Place: Vasap, Raigad
district
Language Known: Marathi,
Hindi and English

Education: B.Com.
Profession: Businessman
Constituency: 154
(Area: Magathane,
District - Mumbai Subs)



MNS

He is Chairman of Mumbai city Labour Co-Op. Federation Ltd. He is Director of Mumbai State Central Co-Op. Bank Ltd. and specialist director of Maharashtra State Co-operative Union, Pune. He got Elected to Maharashtra Legislative Assembly in October 2009.

QUALITY OF
QUESTIONS

↑29

2011 — #30

NO. OF
QUESTIONS

↑23

2011 — #26

PERCEIVED
LEAST CORRUPT

↑1

2011 — #6

ATTENDENCE

↓20

2011 — #19

RANK
#13



MR
CLEAN

2011
RANK
#25

PERCEIVED
ACCESSIBILITY

↑30

2011 — #31

CLEAN CRIMINAL
RECORD

#1

2011 — #1

**Rajhans Dhananjay
Singh**

Score

2012	2011
64.23%	56.63%

PERCEIVED
PERFORMER

↑16

2011 — #31

Born: 9 August 1958

Birth Place: Aasva, Madhiyahu

Language Known: Marathi,
Hindi and English

Education: Arts graduate

Profession: Dairy Business

Constituency: 159
(Area: Dindoshi,
District - Mumbai Subs)



INC

He got elected to MCGM as Municipal Councillor for four consecutive terms between 1992-2007 and was leader of opposition from 2004. He was elected to Maharashtra Assembly in October 2009. He has travelled to Germany, Saudi Arabiya and France for study tour.

QUALITY OF
QUESTIONS

↓18

2011 — #8

NO. OF
QUESTIONS

↑9

2011 — #25

PERCEIVED
LEAST CORRUPT

↓17

2011 — #15

ATTENDANCE

#1

2011 — #1

RANK
#21



2011
RANK
#30

PERCEIVED
ACCESSIBILITY

↑12

2011 — #17

CLEAN CRIMINAL
RECORD

#29

2011 — #29

**Ramchandra Shivaji
Kadam**

Score

2012	2011
62.10%	52.97%

PERCEIVED
PERFORMER

↓24

2011 — #14

Born: 24 January 1972
Birth Place: Hadoli, Latur
district
Language Known: Marathi,
Hindi, English and Gujarati

Education: SSC, Electrical Power
System Diploma II year Appeard
Profession: Construction
Enterprising
Constituency: 169
(Area: Ghatkopar (West),
District - Mumbai Subs)



MNS

He is a member of Maharashtra Navnirman Sena Party. He was suspended from assembly due to the pandemonium over the issue of Marathi pride.

QUALITY OF
QUESTIONS

↑15

2011 — #29

NO. OF
QUESTIONS

↑17

2011 — #23

PERCEIVED
LEAST CORRUPT

↑8

2011 — #13

ATTENDENCE

↓20

2011 — #19

RANK
#6



2011
RANK
#12

PERCEIVED
ACCESSIBILITY

↓20

2011 — #16

CLEAN CRIMINAL
RECORD

#1

2011 — #1

**Ramesh Singh
Thakur**

Score

2012	2011
68.59%	62.17%

PERCEIVED
PERFORMER

↑3

2011 — #11

Born: 15 April 1963

Birth Place: Kaiyishankarpur
town, Uttar Pradesh

Language Known: Marathi, Hindi,
English, Gujrati & Bhojpuri

Education: SSC

Profession: Businessman
(Developer)

Constituency: 160
(Area: Kandivali (E),
District - Mumbai Subs)



INC

He is member of Mumbai Pradesh Congress Committee and Divisional Rail Users' Consultative Committee. He was a Special Executive Magistrate in 1992. He got elected as Municipal Councillor for four terms from between 1992- 2007. He was the President of the Ward Committee (R/South) of MCGM in 1998-99. He got elected to Maharashtra Legislative Assembly in October 2009.

He takes special interest in tree plantation.

QUALITY OF
QUESTIONS

↑8

2011 — #18

NO. OF
QUESTIONS

↓4

2011 — #3

PERCEIVED
LEAST CORRUPT

↓24

2011 — #6

ATTENDANCE

#1

2011 — #1

RANK
#20



2011
RANK
#17

PERCEIVED
ACCESSIBILITY

↑27

2011 — #31

CLEAN CRIMINAL
RECORD

#29

2011 — #29

**Ravindra Dattaram
Waikar**

Score

2012	2011
62.35%	60.58%

PERCEIVED
PERFORMER

↑30

2011 — #31

Born: 18 January 1959

Birth Place: Mumbai

Language Known: Marathi,
Hindi and English

Education: B.Sc.

Profession: Businessman

Constituency: 158
(Area: Jogeshwari (E),
District - Mumbai Subs)



SS

He has been Municipal Councillor and Chairman for four terms of Standing committee, Education committee of MCGM. He got elected to Maharashtra Assembly in October 2009.

He received award of Best Corporator from Lions Club and Best Social worker award from Acharya Atre Pratishthan, Pune.

QUALITY OF
QUESTIONS

↓17

2011 — #7

NO. OF
QUESTIONS

#7

2011 — #7

PERCEIVED
LEAST CORRUPT

↓31

2011 — #4

ATTENDENCE

#1

2011 — #1

RANK
#15



2011
RANK
#3

PERCEIVED
ACCESSIBILITY

↓8

2011 — #6

CLEAN CRIMINAL
RECORD

↓20

2011 — #17

**Sardar Tara
Singh**

Score

2012	2011
63.91%	71.22%

PERCEIVED
PERFORMER

↓11

2011 — #5

Born: 20 August 1937

Birth Place: Swabhi town,
Punjab

Language Known: Marathi, Hindi,
English, Punjabi and Gujrati

Education: Upto SSC

Profession: Businessman

Constituency: 155
(Area: Mulund,
District - Mumbai Suburbs)



BJP

He has been a Municipal Councillor for three terms between 1984-1999. He was Chairman of Standing committee and Public health committee. He was group leader of BJP in the corporation. He was awarded 'Best Corporator Award' by the Governor. He was elected as Member of Maharashtra Assembly in 1999-2004 and 2004-2009. He got re-elected to the Maharashtra Assembly in October 2009.

QUALITY OF
QUESTIONS

↑14

2011 — #15

NO. OF
QUESTIONS

↑11

2011 — #27

PERCEIVED
LEAST CORRUPT

↑9

2011 — #20

ATTENDENCE

↓20

2011 — #1

RANK
#19



2011
RANK
#31

PERCEIVED
ACCESSIBILITY

↑6

2011 — #19

CLEAN CRIMINAL
RECORD

↑20

2011 — #22

**Shishir Krishnarao
Shinde**

Score

2012	2011
62.51%	52.18%

PERCEIVED
PERFORMER

↑10

2011 — #20

Born: 24 February 1954

Birth Place: Dharvad

Language Known: Marathi,
Hindi and English

Education: SSC

Profession: Businessman

Constituency: 157
(Area: Bhandup (W),
District - Mumbai Subs)



MNS

He has held several positions in the Shiv Sena party since 1970 from Shakaha Pramukh to deputy leader. He switched over to Maharashtra Navnirman Sena in 2007 and is the founder member of the party, and also the spokesperson and general secretary. He got elected to Maharashtra Legislative Assembly in October 2009.

One remarkable thing about him is that Received Best Award for Parliamentarian from Commonwealth Parliamentary Association, Maharashtra Division.

QUALITY OF
QUESTIONS

↓4

2011 — #1

NO. OF
QUESTIONS

↓3

2011 — #1

PERCEIVED
LEAST CORRUPT

↓20

2011 — #12

ATTENDANCE

#1

2011 — #1

RANK
#8



2011
RANK
#6

PERCEIVED
ACCESSIBILITY

↓18

2011 — #3

CLEAN CRIMINAL
RECORD

↑20

2011 — #22

**Subhash Rajaram
Desai**

Score

2012	2011
66.53%	68.33%

PERCEIVED
PERFORMER

↓26

2011 — #7

Born: 12 July 1942

Birth Place: **Malgund, Ratnagiri district**

Language Known: **Marathi, Hindi, Gujrati and English**

Education: **SSC, Diploma in Journalism and Public Relation**

Profession: **Businessman**

Constituency: **163 (Area: Goregaon, District - Mumbai Subs)**



SS

He is publisher of 'Dainik Samna', 'Saptahik Marmik' and 'Dohpar Ka Samna'. He got elected to Maharashtra Legislative Assembly in 1990 and again in 2004-2009. He got re-elected to the assembly in 2009.

He has carried out many social and cultural activities in Goregaon and surrounding area.

QUALITY OF
QUESTIONS

↑10

2011 — #12

NO. OF
QUESTIONS

↑5

2011 — #6

PERCEIVED
LEAST CORRUPT

↑14

2011 — #16

ATTENDENCE

↑1

2011 — #19

RANK
#10



2011
RANK
#15

PERCEIVED
ACCESSIBILITY

↓17

2011 — #10

CLEAN CRIMINAL
RECORD

↑20

2011 — #22

**Vinod Ramchandra
Ghosalkar**

Score

2012	2011
66.37%	61.39%

PERCEIVED
PERFORMER

↓17

2011 — #12

Born: 30 April 1957

Birth Place: Mangrul town,
Raigad

Language Known: Marathi and
Hindi

Education: SSC

Profession: Service

Constituency: 153
(Area: Dahisar,
District - Mumbai Subs)



SS

He was elected as a Municipal Councillor in MCGM in 1986-92. He got elected to Maharashtra Legislative Assembly in 2009.

He provides transcendental legal help to the needy people through Shivnyay society.

QUALITY OF
QUESTIONS

↑13

2011 — #14

NO. OF
QUESTIONS

↑8

2011 — #11

PERCEIVED
LEAST CORRUPT

↑6

2011 — #27

ATTENDENCE

↓20

2011 — #1

RANK
#1



2011
RANK
#4

PERCEIVED
ACCESSIBILITY

↓24

2011 — #9

CLEAN CRIMINAL
RECORD

#1

2011 — #1

**Yogesh Amrutlal
Sagar**

Score

2012	2011
72.51%	71.16%

PERCEIVED
PERFORMER

↓21

2011 — #8

Born: 4 October 1962

Birth Place: Mumbai

Language Known: Marathi,
Hindi, English and Gujrati

Education: F.Y.J.C. (Commerce)

Profession: Businessman

Constituency: 161
(Area: Charkop,
District - Mumbai Subs)



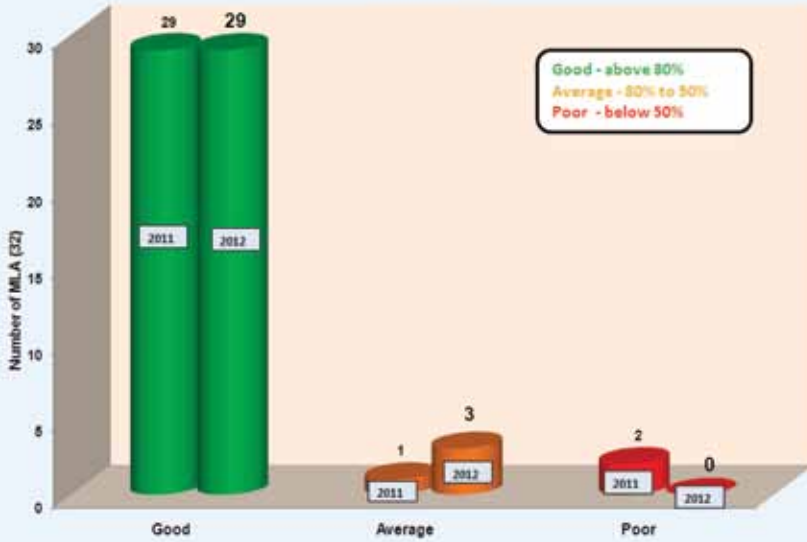
BJP

He has been Municipal Councillor since 2000. He is also the district President of North Mumbai BJP. He was elected to Maharashtra Legislative Assembly in October 2009.

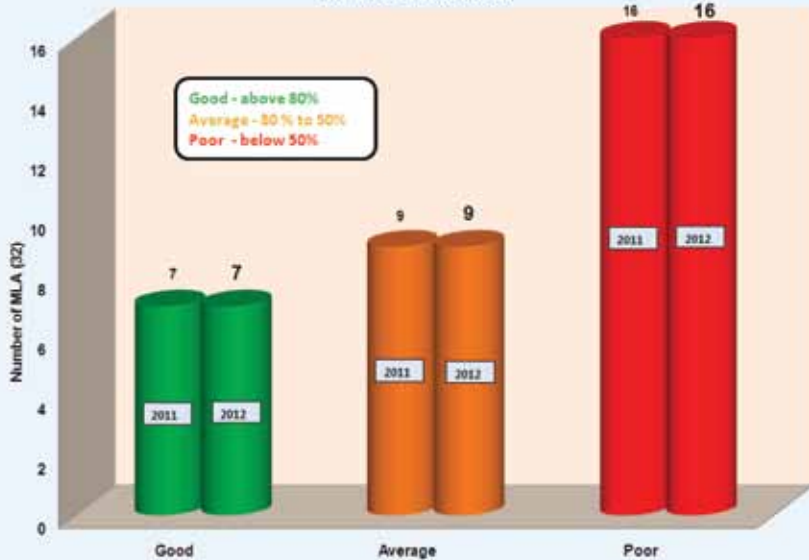
He has funded and worked for Shanti Sandesh Foundation and Mahila Microfinance Credit Society.

COMPARISON OF MLA RANKS FOR THE YEAR 2011 & 2012

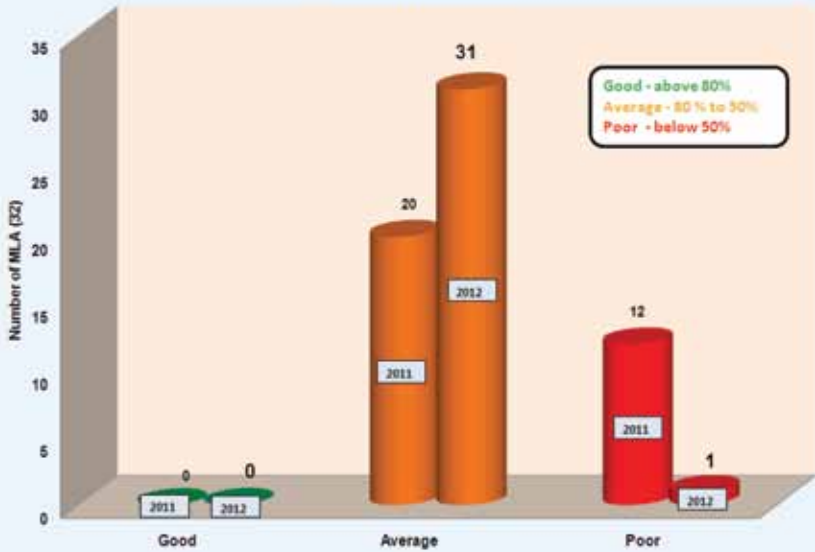
Attendance



Number of Questions

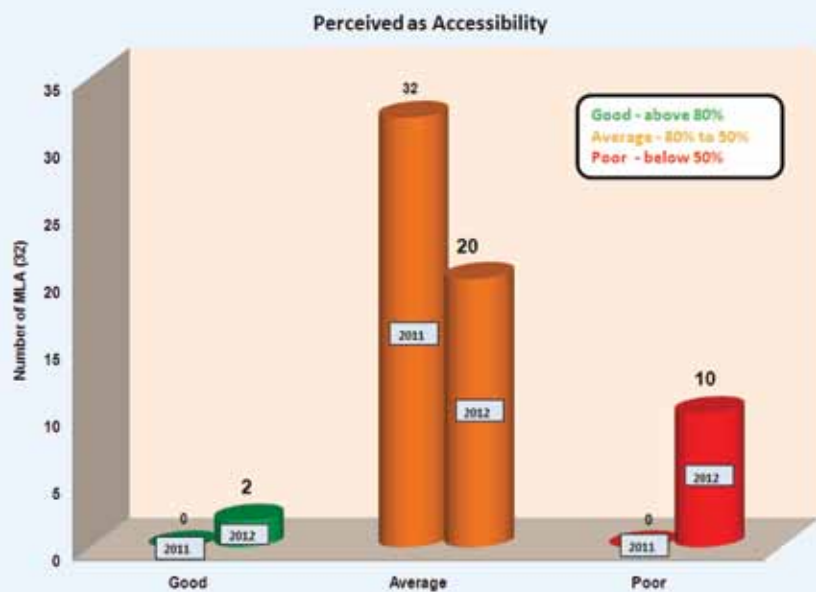
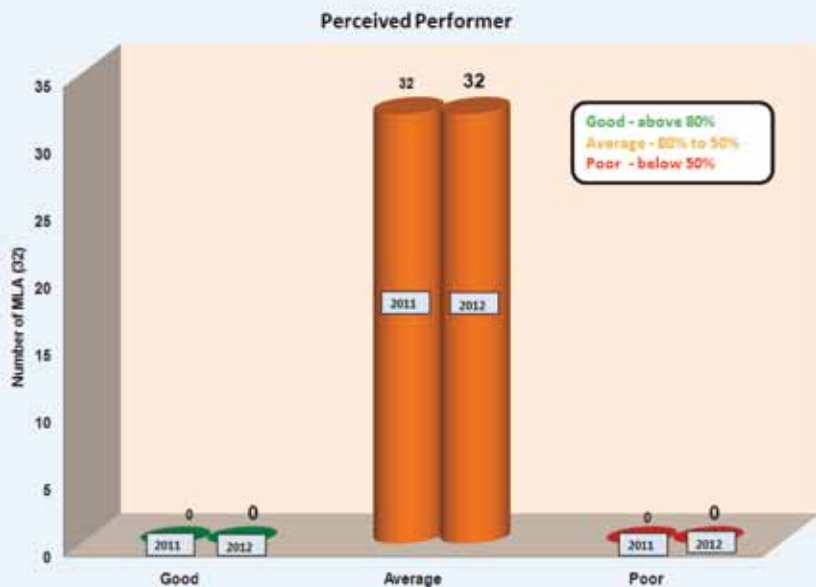


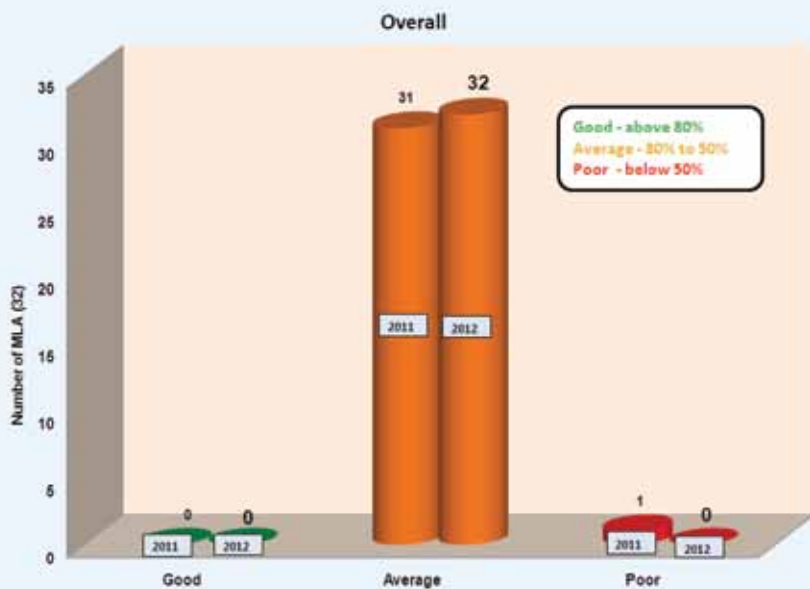
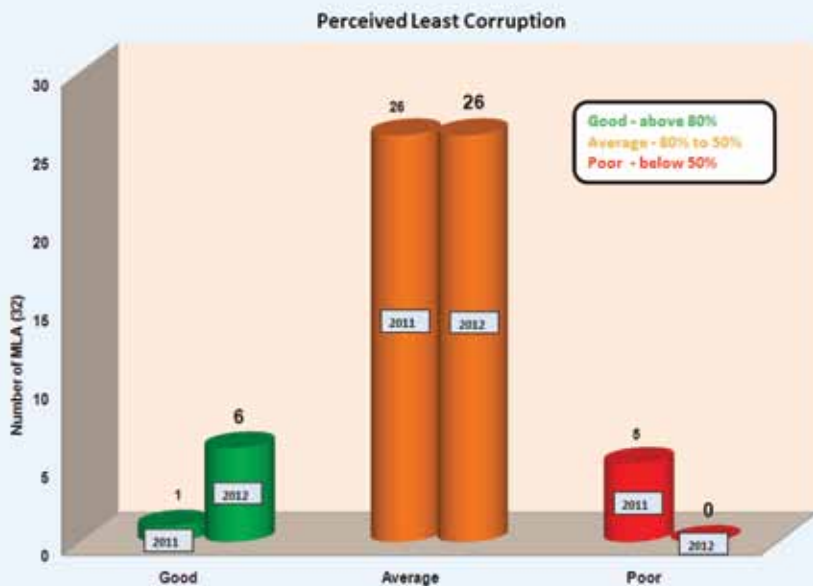
Quality of Questions



Clean Criminal Record







Party-wise Total Score for the year 2011 & 2012



Party-wise Average Score for the year 2011 & 2012



Party-wise Average Rank for the year 2011 & 2012



THE METHODOLOGY

1. The Matrix – Scale of Ranking

The Matrix for measuring the functioning of the MLAs has been designed by Praja with inputs from reputed people with sectoral knowledge in governance, political science, market research, media.

In order to design the research and get the desired output, it was important to answer the following two questions:

- a. On what parameters should the performance of MLAs be evaluated?
- b. How should the research be designed in order to represent areas of each MLA and meet the right people?

For the first question; The Indian Democracy functions on rules and strictures laid down in The Constitution of India adopted on the 26th November, 1949. The constitution has been amended on numerous occasions and various acts have been passed and adopted by subsequent assemblies to strengthen the functioning of centre, state and local self government institutions. All these acts/legislations with their base in the constitution give our elected representative needed powers for functioning; have built the needed checks and balances; and serve as the source of the terms of reference for the elected representatives on all aspects of their conduct as the people's representatives. Hence the first parameter for evaluating the performance of MLAs is based solely in the mechanisms and instruments and duties and responsibilities as led in The Constitution of India.

However; The Constitution itself derives its power from the free will of its citizens as also the document itself states that it has been adopted, enacted and given to themselves by the people. Hence the perceptions of the people who are represented by the elected representatives are the other important, necessary parameter for evaluating the performance of the elected representatives (the MLAs). Thus, to answer the second question it is necessary to study people's perceptions of the MLAs performance, by who represent them from their respective constituencies.

The next few pages will elaborate the study design and details of the study conducted to judge the performance of MLAs in Mumbai; but before we get into details, it is important to understand the sources of data and its broad usage in the ranking matrix.

The following information was required to judge the performance of each MLA in the city:

1. Some of the tangible parameters like an elected MLAs attendance in the assembly, the number of questions (issues) she/he has raised in the house, importance of those questions, and utilisation of funds allotted to him/her.
2. Some parameters on her/his background such as educational qualification, income tax records & criminal record (if any).
3. Some soft parameters like the perception/impression of the people in her/his constituency, awareness about them, satisfaction with their work and improvement in the quality of life because of the MLA.

Once the areas of evaluation were finalised, it was important to decide upon the methodology which would best provide the required information. Information mentioned in points 1 & 2 above was gathered from RTI & by means of secondary research. MLA Scores have been derived out of maximum 100 marks with 60% weightage given to tangible facts about the MLA. For the Information on the 3rd point a primary survey was conducted amongst the citizens in each constituency to evaluate the perceived performance of the MLA. 40% weightage was given to perceived performance of MLAs in the minds of common man.

The data used for points 1 and 2 has been collected from government sources:

- a. Election Commission of India's Website.
- b. Under Right to Information Act from Vidhan Bhavan.
- c. Under Right to Information Act from City and Suburban Collector Offices.
- d. Under Right to Information Act from Mumbai Police.

People's perception as per point 3 has been mapped through an opinion poll of 14,561 people across the city of Mumbai by Hansa Market Research conducted through a structured questionnaire.

It is very important to understand here that the matrix is objectively designed and provides no importance to the political party of the representative or to any personal/political ideology.

Criminalisation of politics in the country has been growing since independence and is a phenomenon which if not checked now can destroy the democratic foundations of our nation. Hence personal criminal record related parameters pertaining to the elected representative are taken into consideration such as: their FIR cases registered against them as stated in the election affidavit; new FIR cases registered against them after being elected in the current term; and important pending charge sheets.

Scale of Ranking			
Sr. No.	Indicator	Max	Comments
1 Present			
A	Sessions Attended	10	Based on percentage of attendance. 1) 100% to 91% - 10; 2) 90% to 76% - 8; 3) 75% to 61% -6; 4) 60% to 51% - 4; and 5) below 50% - 0.
B	Number of Questions Asked	16	Against Group Percentage Rank. 16 being the top most percentile and so on to the lowest for 1.
C	Importance of questions asked	21	Weightages are given to issues raised through the questions depending on whether they belong to the State List, Central List or are in the domain of Municipal Authority. The scale is given in the separate table below. In the aggregate scale (out of 100) the following weightage is given: Constituency (including City) gets 5; State gets 15; and Centre gets 1.
D	Total Local Area Development Funds Utilised during Dec. '2009 to March '2012	5	Calculation for the current financial year is done for the sanctioned fund of Rs. 3.75 crore approved till March 2012. (1) 100% (or more) to 91% - 5; (2) 90% to 76% - 4; (3) 75% to 61% - 3; (4) 60% to 51% - 2; and (5) below 50% - 0.
Total		52	
2 Past			
A	Education Qualification	1	A minimum of 10th Pass - 1; if not - 0
B	Income Tax	2	(1) Possessing PAN Card - 1 (2) Disclosing Income in Affidavit - 1
C	Criminal Record	5	If the candidate has zero cases registered against her/him, then 5; else as below: (1) Criminal Cases Registered containing the following charges: Murder, Rape, Molestation, Riot, Extortion - 0 (2) Other criminal cases than the above mentioned - 3
Total		8	
3 Perception			
			Based on a opinion poll of 14,561 people spread across different constituencies in the city of Mumbai
A	Perception of Public Services	20	Score on Public Services
B	Awareness & Accessibility	6	Score on Awareness amongst people about their representative, their political party and ease of access to the representative
C	Corruption Index	10	Score on perceived personal corruption of the representative
D	Broad Measures	4	Score on overall satisfaction and improvement in quality of life

Scale of Ranking			
Sr. No.	Indicator	Max	Comments
	Total	40	
4	Negative marking for new criminal cases registered during the year	-5	For any new FIR registered during the year.
5	Negative marking for Charge sheet	-5	For any Charge sheet in a criminal case.
6	Negative marking for no annual pro-active disclosures by the elected representatives of Assets and Liabilities and Criminal record	-5	This can be done on own website, newspaper, Praja Website or any other source which should be announced publicly. Also marks would be cut for wrong disclosures in the above mentioned forums. (*)
	Total	100	

(*) This negative parameter on proactive disclosures has not been applied for the current year. But as one the primary purpose of the Report Card is to promote transparency amongst elected representatives, it is imperative that they proactively provide personal information on their personal annual economic status and to emphasise their probity in public life, they should share every year their updated criminal record.

2. Parameters for Past Records as per Affidavit

Parameters for Past Records are based on information in election affidavit that includes educational, criminal and financial records of MLAs. Total eight Marks out of Maximum 100 marks are allocated for this parameter.

a. Education

If the elected representative has declared in his affidavit, education qualification as 10th pass or more than that then on the scale one mark is allocated, else zero marks are given.

As a developing 21st century country, basic modern education is an important criterion for human development. Even at lowest clerical jobs in the government, the government insists on a minimum educational level. Going by the same logic and the times, it is prudent that a similar yardstick be applied to our elected representatives. However, we also believe that the educational parameter should be given a minimal weightage in the overall scheme vis-a-vis other parameters, that are more crucial for judging performance of the elected representatives.

b. Income Tax

It is widely published and believed in India that annual income levels and wealth of those who are elected sees a manifold increase in the few years

when they represent. On this parameter, marks are allocated only for declaring returns (one mark) and for possessing a PAN card (one mark), as per the affidavit.

c. Criminal Record

Criminalisation of politics is a sad reality. A significant number of elected representatives have a criminal record i.e. 1) they have FIRs registered against them; 2) charge sheets filled; and 3) even convictions given by the courts of law.

There is no excuse for not having moral probity in public life. It is the right of the citizens to have people representing them with no criminal records. Hence the scheme of ranking has into account marks for people with clean records:

- i. Those with absolutely no criminal FIRs registered are given five marks.
- ii. Those with FIRs registered against, with cases containing the following charges: murder, rape, molestation and extortion are given zero marks.
- iii. Those with other FIRs registered against, other than those mentioned in No. ii above, are given three marks.

We have negative markings as explained in No. 5 below for other parameters related to crime records like charge sheet.

Kindly note that allocating scoring for each individual case would have been complex, instead scoring for cases after them being categorised as above seemed more logical and hence number of individual cases are not of that important but the category of case needed for the scoring.

3. Parameters for Present Performance in the State Legislature

In an indirect, representative democracy like India's, citizens elect their representatives so that these representatives can represent them in the houses of legislation and deliberate on issues related to the citizens and form needed legislations under the guidelines of and using the mechanisms of the constitution. Thus it is very clear that the weightages in the performance scale have to be more biased to these functions of the elected representatives i.e. of **Deliberation**.

a. Session Attendance

The mandate given by citizens to the representatives is to attend the business of the respective legislative houses. It is hence prudent that the representatives attend 100% or near to 100% sessions of their respective houses. Hence the marking as follows based on percentage of attendance: (1) 100% to 91% - 10 marks; (2) 90% to 76% - eight marks; (3) 75% to 61% - six marks; (4) 60% to 51% - four marks; and (5) below 50% - zero marks.

b. Number of Questions Asked

There cannot be really a set benchmark for the right number of questions or issues that have to be asked by a representative. However given the range and complexity of issues that our country is facing, it is necessary for the representative to raise as many issues as they can, which are necessary for the citizens. Hence to stimulate the representatives to ask maximum number of questions the scale uses the percentile system for scoring.

Devices used for asking 'Questions' that have been considered in the marking:

- **Starred Question**
- **Calling attention to matters of urgent public importance**
- **Half an hour discussion**
- **Non-Official bills (Private Members Bills)**
- **Motion of adjournment for purpose of debates**
- **Resolution/Non-Official resolution**
- **Short Notice Questions**

The marking for this section is out of a maximum 16 marks that the representative can get for being the person with the maximum number of questions asked. The marking here is done against Group Percentage Rank:

16 being the top most percentile and so on to the lowest for 1.

c. Importance of Questions Asked (Quality of Questions)

It is not just the number of questions that are asked but also the quality of questions that are asked. The system for weightages here is designed as below:

Step 1:

Issues are given certain weightages depending on them being prime functions of the State Legislature or of the Municipal bodies or the Centre. As explained ahead in weightages to issues raised in the questions.

Weightage to Issues raised in the questions			
Classification	Issues	Weightages	Total
Social Infrastructure	Civic (civic amenities such as roads, sewage, etc.)	5	33
	Community Welfare	5	
	Crime	8	
	Education	5	
	Health	5	
	Social cultural concerns	5	

Weightage to Issues raised in the questions

Classification	Issues	Weightages	Total
Physical Infrastructure	Energy	7	18
	Transport	5	
	Forest	6	
Economic Infrastructure	Financial Institutions	3	9
	Industries	6	
Governance/Policy Making	Revenue	7	20
	Corruption & Scams	7	
	Schemes / Policies	6	
	Irrigation	7	
Agriculture/ Food Infrastructure	Agriculture	6	18
	Animal Husbandry	5	
	Other issues related	2	
Other		2	2
			100

Step 2:

Questions asked are categorised into:

- City and Constituency based [Local Self Government (LSG)]
- State based
- Centre based

This centre-state categorisation is based on the Seventh Schedule of the Constitution of India, while the city categorisation is based on the subjects taken by local self government institutions. Overall weightage is given respective in the ratio of 5:15:1 in the above categories.

Thus after applying weightage for a question raised under Step 1 for a particular issue (for e.g. 5 for Municipal Education), weightage under Step 2 (for e.g. 5 for LSG) is applied based on whether the issue is under the domain of state, local self government or centre.

Formula representation of the calculation done to determine importance of the question asked

I - Issue; Q - Question; T - Total; C - Category; M - Marks for Importance of Questions

$$(I1 * Q1) + (I1 * Q1) + \dots + (Inth * Qnth) = T1; \quad (I2 * Q2) + (I2 * Q2) + \dots + (Inth * Qnth) = T2$$

$$(I3 * Q3) + (I3 * Q3) + \dots + (Inth * Qnth) = T3;$$

$$T1 + T2 + T3 = Tx;$$

$$(T1 * C1) + (T2 * C2) + (T3 * C3) = TCy$$

$$TCx / Ty = M$$

Illustration for marking Importance of Questions Asked

If a MLA has asked a total of 3 questions: 1 related to civic under city/constituency category 1 question related to crime under state category, and 1 related to financial institutions under nation category; then the marking will be as below:

	City (5)	State (15)	Nation (1)	
Civic (5)	5*1=5			
Crime (8)		8*1=8		
Fin. Ins. (3)			3*1=3	
Total	5	8	3	5+8+3=16
Total * Category Weightage	5*5=25	8*15=120	3*1=3	25+120+3=148
148/16 = 9 out of maximum 21 . So the MLA gets nine marks.				

d. Total Local Area Development Funds Utilised during December 2009 to March 2012

MLAs get a Local Area Development Fund during their tenure. This fund they can spend as per their discretion on certain specified development work in their constituencies. It is necessary that the funds are utilised in a planned phased manner to achieve optimal results. And this can only happen if the representative has a appropriate plan right from the start of their term and that they do not spend the fund in an adhoc manner and that not entirely towards the end of their terms without focus on the needs of their constituency.

Hence the calculation for the current financial year is done for the sanctioned fund of Rs. 3.5 crore approved till March 2012. (1) 100% (or more) to 91%- 5; (2) 90% to 76% - 4; (3) 75% to 61% - 3; (4) 60% to 51% - 2; and (5) below 50% - 0.

4. Parameters for People’s Perception as per Opinion Poll

Since perceived performance was given a weightage of 40 points, we divided it further in to 4 broad areas in order to evaluate the performance in detail. All these four areas were given differential weightage based to the importance in defining the MLAs performance. The weightages were divided in the following scheme:

- Perception of Public Services (impression of the people about the facilities in the area) was given a weightage of **20 points**,
- Awareness & Accesibility of the MLA was given a weightage of **6 points**,
- Corruption index was given a weightage of **10 points** and

- Broad overall measures were given a weightage of **4 points**

The rationale for giving the above scoring points was to give more importance to the key issues like facilities in the area & corruption as compared to MLA being aware and accessible or overall feel of the people being positive. This is because we believe that scoring positively overall or being popular is actually a function of your work in different areas. Hence, these areas should be given more importance than the overall satisfaction. Moreover a blanket overall performance for an individual may be good but when interrogated deeply about different traits the positives and negatives can be clearly pointed.

The next step after assigning weightages to four broad areas was to make sure that facilities which come under the state jurisdiction get more importance than the ones which come under the central government's jurisdiction or the local self government's jurisdiction. Hence the weightage for Perception of Public Services was further divided into a hierarchy of 4 levels to meet the desired objective. Level 1 included facilities which are more critical to state government whereas Level 4 included facilities that are more critical to central government or the local self government.

- Level 1 – This level included areas like Power supply, Law & Order situation & Instances of crime. It was given a weightage of **8 points**.
- Level 2 – This level included areas like Availability of food through ration shops & Pollution problems. It was given a weightage of **5 points**.
- Level 3 – This level included areas like Hospitals & other Medical facilities & Appropriate Schools & Colleges. It was given a weightage of **4 points**.
- Level 4 – This level included rest of the areas like Condition of Roads, Traffic Jams & Congestion, Availability of public gardens, Availability of public transport facilities, Water Supply, Water logging problems & Cleanliness & Sanitation facilities. It was given a weightage of **3 points**.

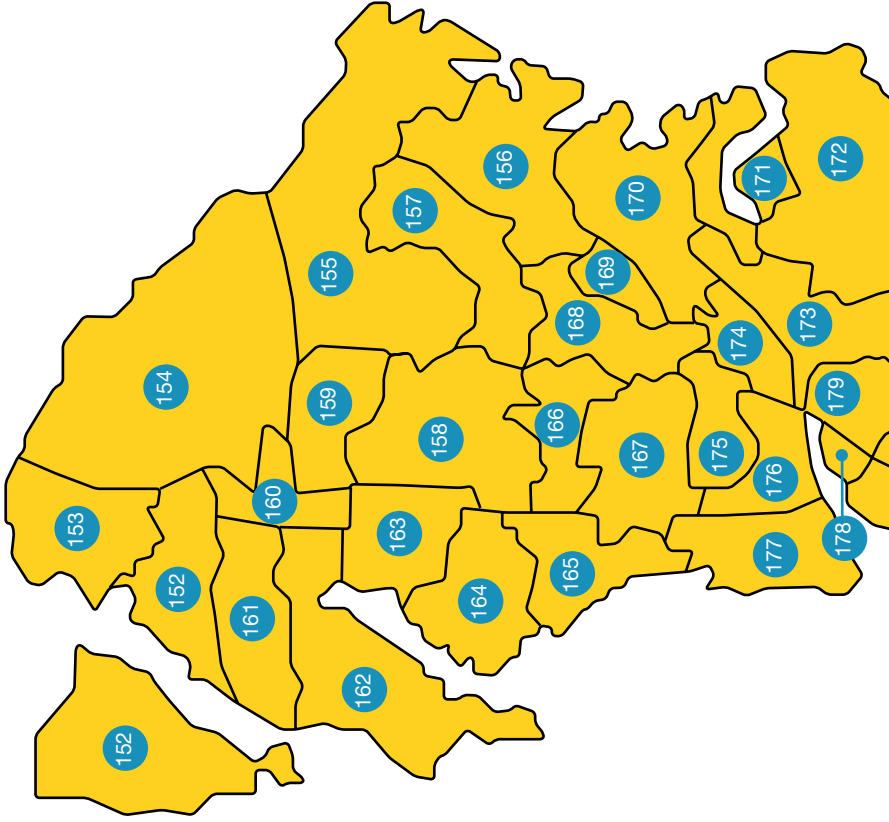
Research Design:

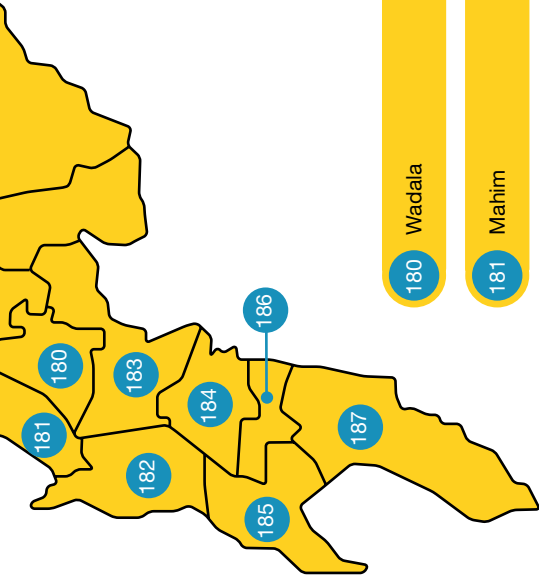
- A Member of Legislative Assembly, or MLA, is a representative elected by the voters of an electoral district to the Legislature of a State in the Indian system of Government. An electoral district (also known as a constituency) is a distinct territorial subdivision for holding a separate election for a seat in a legislative body.
- Winner of this seat in the constituency is termed as an MLA and has the power to manage the functioning of the constituency.
- In Mumbai, each constituency has further been divided into administrative wards and a municipal Councillor is elected to oversee the functioning

of each ward. Hence, there is a clear delegation of responsibilities at the ground level.

- Since, our study focused on evaluating the performance of MLAs it was necessary to cover and represent all the assembly constituencies to which each of these MLAs belonged.
- Hence, we decided to cover a sample from each constituency. However, it is also known that constituencies differ in size as calculated in terms of area coverage and population. The number of the wards within each assembly constituency also differs.
- The total sample for the study covered for 32 MLA Assembly constituency = 14,561 respondents.
- Next step was to define the target group for the study. We finalised on covering within each ward:
 - Both Males & Females
 - 18 years and above (eligible to vote)
- Once the target group was defined, quotas for representing gender and age groups were set.
- The quotas were set on the basis of age and gender split available through Indian Readership Study, a large scale baseline study conducted nationally by Media Research Users Council (MRUC) & Hansa Research group for Mumbai Region.
- The required information was collected through face to face household interviews with the help of structured questionnaire.
- In order to meet the respondent, following sampling process was followed:
 - 2 – 3 prominent areas in the ward were identified and the sample was divided amongst them.
 - Respondents were intercepted in households in these areas and the required information was obtained from them.
- Sample composition of age & gender was corrected to match the universe profile using the baseline data from IRS. (Refer to Weighting paragraph on page 69)
- The final sample spread achieved for each assembly constituency is as follows:

SAMPLE SIZE: BY ASSEMBLY CONSTITUENCY





163	Goregaon	564
164	Versova	190
165	Andheri West	643
166	Andheri East (Minister Const)	N.A.
167	Vile Parle	246
168	Chandivali (Minister Const)	N.A.
169	Ghatkopar West	335
170	Ghatkopar East	336
171	Mankhurd Shivaji Nagar	519
172	Anushakti Nagar	869
173	Chembur	519
174	Kurla (SC)	1, 115

180	Wadala	382
181	Mahim	443
182	Worli (Minister Const)	N.A.
183	Shivadi	506
184	Byculla	766
185	Malbar Hill	410
186	Mumbadevi	261
187	Colaba	261

175	Kalina	442
176	Vandre East	395
177	Vandre West	395
178	Dharavi (SC) (Minister Const)	N.A.
179	Sion Koliwada	265

Parameters of Evaluation:

While deciding the parameters of evaluation for a MLA, we wanted to make sure that we covered issues at both the state & central level and hence decided to capture the information on four important aspects. These were as follows:

- Impression of the people about different facilities in his/her area
 - Condition of Roads
 - Traffic jams & Congestion of roads
 - Availability of public gardens/open playgrounds
 - Availability of public transport facilities like Auto, Taxis & Buses
 - Availability of food through ration shops
 - Hospitals and other medical facilities
 - Appropriate schools and colleges
 - Power Supply
 - Water Supply
 - Water Logging during rainy season
 - Pollution problems
 - Instances of Crime
 - Law & Order situation
 - Cleanliness & Sanitation facilities
- Awareness & Accessibility of the MLA
- Perception of corruption for MLA
- Broad overall measures like overall satisfaction with MLA & improvement in quality of life because of MLA.

Illustration of Scorecard for an MLA:

Below is an illustration of scorecard for a MLA which will help us to understand the scoring pattern:

Parameter Scores

Sr. No.	Parameters	Broad groupings	Scores	Maximum Score
1	Recall for party name to which the MLA belongs	Awareness & Accessibility	77	100
2	Recall for Name of the MLA	Awareness & Accessibility	77	100
3	Accessibility of the MLA	Awareness & Accessibility	69	100
4	Satisfaction with the MLA	Broad overall measures	59	100
5	Improvement in Lifestyle	Broad overall measures	69	100
6	Corruption	Corruption Index	72	100
7	Power Supply	Impression of people - Level 1	67	100
8	Instances of Crime	Impression of people - Level 1	57	100
9	Law & Order situation	Impression of people - Level 1	61	100
10	Availability of food through ration shops	Impression of people - Level 2	61	100
11	Pollution problems	Impression of people - Level 2	56	100
12	Hospitals and other medical facilities	Impression of people - Level 3	67	100
13	Appropriate schools and colleges	Impression of people - Level 3	68	100
14	Condition of Roads	Impression of people - Level 4	58	100
15	Traffic jams & Congestion of roads	Impression of people - Level 4	57	100
16	Availability of public gardens/ open playgrounds	Impression of people - Level 4	62	100
17	Availability of public transport facilities like Auto, Taxis & Buses	Impression of people - Level 4	59	100
18	Water Supply	Impression of people - Level 4	62	100
19	Water Logging during rainy season	Impression of people - Level 4	56	100
20	Cleanliness & Sanitation facilities	Impression of people - Level 4	59	100

Scores of Netted Variables

Sr. No.	Netted Variables	Weightage Assigned	Scores	Maximum Score
1	Awareness & Accessibility	6	74	100
2	Broad overall measures	4	64	100
3	Corruption Index	10	72	100
4	Impression of people - Level 1	8	61	100
5	Impression of people - Level 2	5	58	100
6	Impression of people - Level 3	4	68	100
7	Impression of people - Level 4	3	59	100

Weighted Final Scores

Perceived performance score of the MLA =

$$((6*74)+(4*64)+(10*72)+(8*61)+(5*58)+(4*68)+(3*59))/100 = \mathbf{26.5 \text{ out of } 40}$$

This score was further added with the performance on hard parameters and a composite score for each MLA was derived.

Weighting the data:

When conducting a survey, it is common to compare the figures obtained in a sample with universe or population values. These values may come from the same survey from a different time period or from other sources.

In this case, we compared the age & gender compositions achieved in our survey with the similar compositions in IRS study (Indian Readership Survey). In the process, minor deviations for demographics were corrected.

Hence, weighting not only helped us to remove the demographic skews from our sample data but also ensured that the representation of demography was correct.

5. Parameters for Negative Marking

Negative marking for new FIR cases registered

If there has been a new FIR registered against the elected representative after his election then this happens to be a matter of concern; and hence out of the marks earned by the representative, five marks would be deducted.

Do note that in the process of allocating marks does not take into account number of new criminal FIR cases, but simply takes into account even a single occurrence for allocating marks based on the severity of the crime.

Negative marking for Charge Sheet registered

A charge sheet signifies prima facie evidence in the case. This is again a serious concern for moral probity of the representative. Hence out of the marks earned by the representative, five marks would be deducted.


Do note that in the process of allocating marks does not take into account number of criminal charge sheets, but simply takes into account even a single occurrence for allocating marks based on the severity of the crime.

Negative marking for no annual pro-active disclosures by the elected representatives of Assets and Liabilities and Criminal record

As per the election commission norms the candidate standing for elections have to file an affidavit detailing amongst other things, their own asset and liabilities and criminal records. The candidate who gets elected later, does not share this information with his constituency or the election commission until and unless he/she stands for re-election or for a new election on different seat or post. However given the need of the time, we feel that it is necessary that the elected representatives proactively make their assets and liabilities (income status) and criminal records available to their constituencies at the end of every financial year when they are representing. This can be done through Newspapers or other Public Medias or through their own Websites or through Praja Website. This will bring larger transparency.

THE FOUR LION TORCH

The four lions of the Ashoka Pillar, symbolizing power, courage, pride and confidence are the ethos behind the Indian Republic as embedded in our Constitution. We salute the top 3 ranking MLAs of Mumbai as torch bearers of this idea. They have topped the list by on an objective ranking system as explained earlier in this report card, performing more efficiently relative to their peers. Jai Hind.



Trophy 1 – The Best Elected Representative as per Praja Matrix of Ranking Performance of MLAs.

Trophy 2 – The Second Best Elected Representative as per Praja Matrix of Ranking Performance of MLAs.

Trophy 3 – The Third Best Elected Representative as per Praja Matrix of Ranking Performance of MLAs.



**TRACK YOUR NETAS'
PERFORMANCE AFTER
YOU ELECT THEM.**

PRAJA.ORG
LET'S DO SOMETHING



THE CONSTITUTION OF INDIA

**WE, THE PEOPLE OF INDIA,
HAVING SOLEMNLY RESOLVED TO
CONSTITUTE INDIA INTO A
SOVEREIGN SOCIALIST SECULAR
DEMOCRATIC REPUBLIC AND
TO SECURE TO ALL ITS CITIZENS:
JUSTICE, SOCIAL, ECONOMIC AND
POLITICAL;**

**LIBERTY OF THOUGHT, EXPRESSION,
BELIEF, FAITH AND WORSHIP;**

**EQUALITY OF STATUS AND OF
OPPORTUNITY; AND TO PROMOTE
AMONG THEM ALL**

**FRATERNITY ASSURING THE DIGNITY
OF THE INDIVIDUAL AND THE UNITY
AND INTEGRITY OF THE NATION.**



LET'S DO SOMETHING