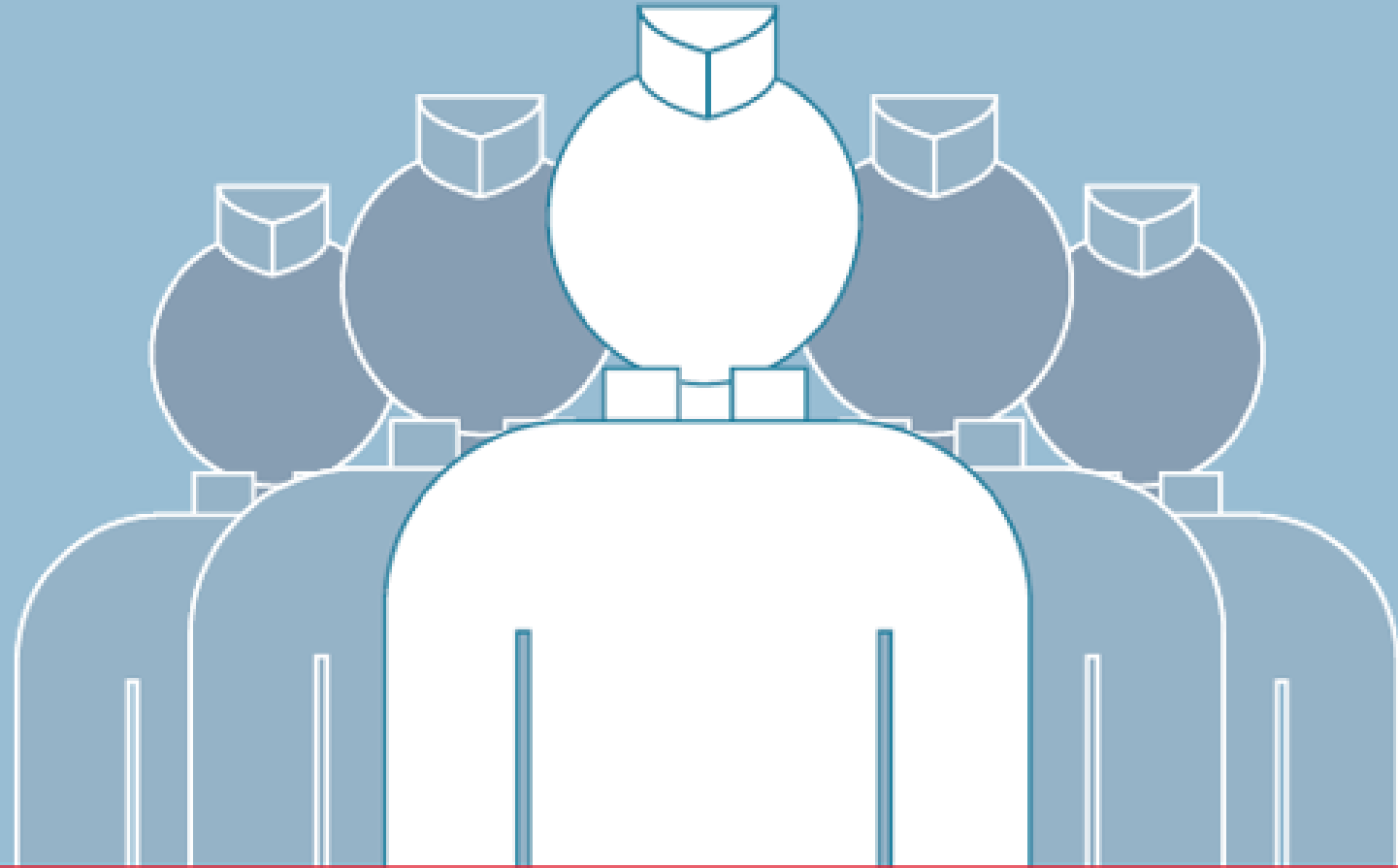




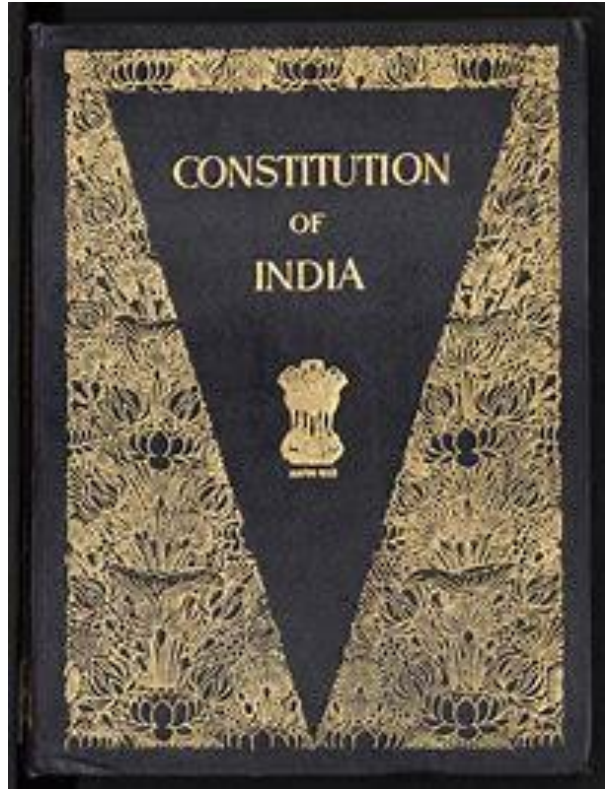
MUMBAI REPORT CARD MLA RATINGS 2024

PERIOD COVERED; BUDGET SESSION 2023 TO BUDGET SESSION 2024

A comprehensive
& objective rating
of the Elected
Representatives'
performance



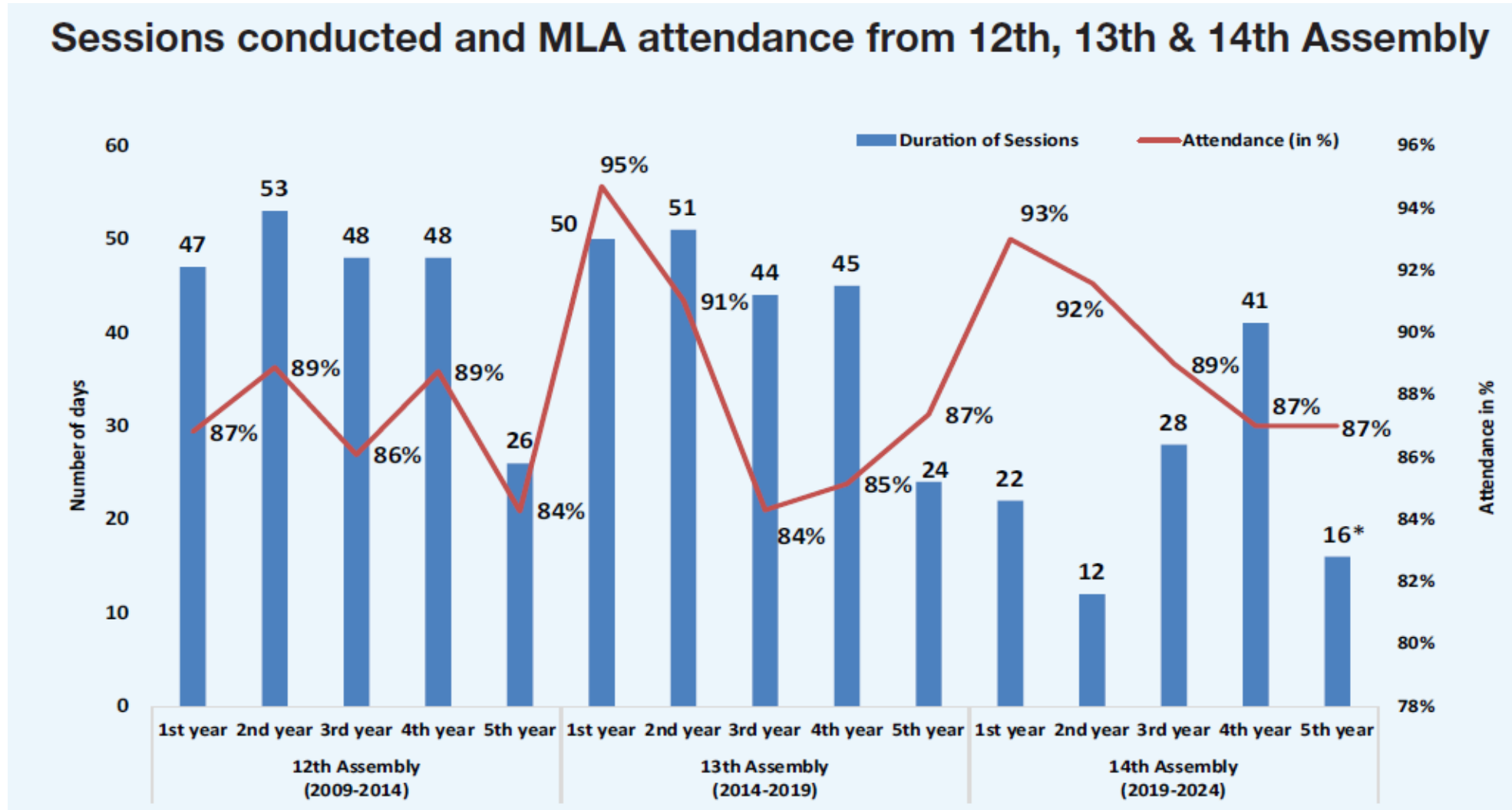
Indian Constitution is the Basis for Monitoring the Performance of Elected Representatives



- Elected Representatives (ERs) **derive their legislative powers through the Constitution.**
- As people's representatives, it is their duty to **attend** Sessions of the Assembly, **raise** public issues, **participate** in legislative debates/discussions and **pass** legislations.
- The Constitution defines powers as well as rules for their functioning. **Hence, only the Constitution can provide the parameters for their monitoring.**

The number of working days decreased from 210 Days (Winter 2009 to Budget 2014) in the 12th Assembly to 119 Days (Winter 2019 to Budget 2024) in the 14th Assembly

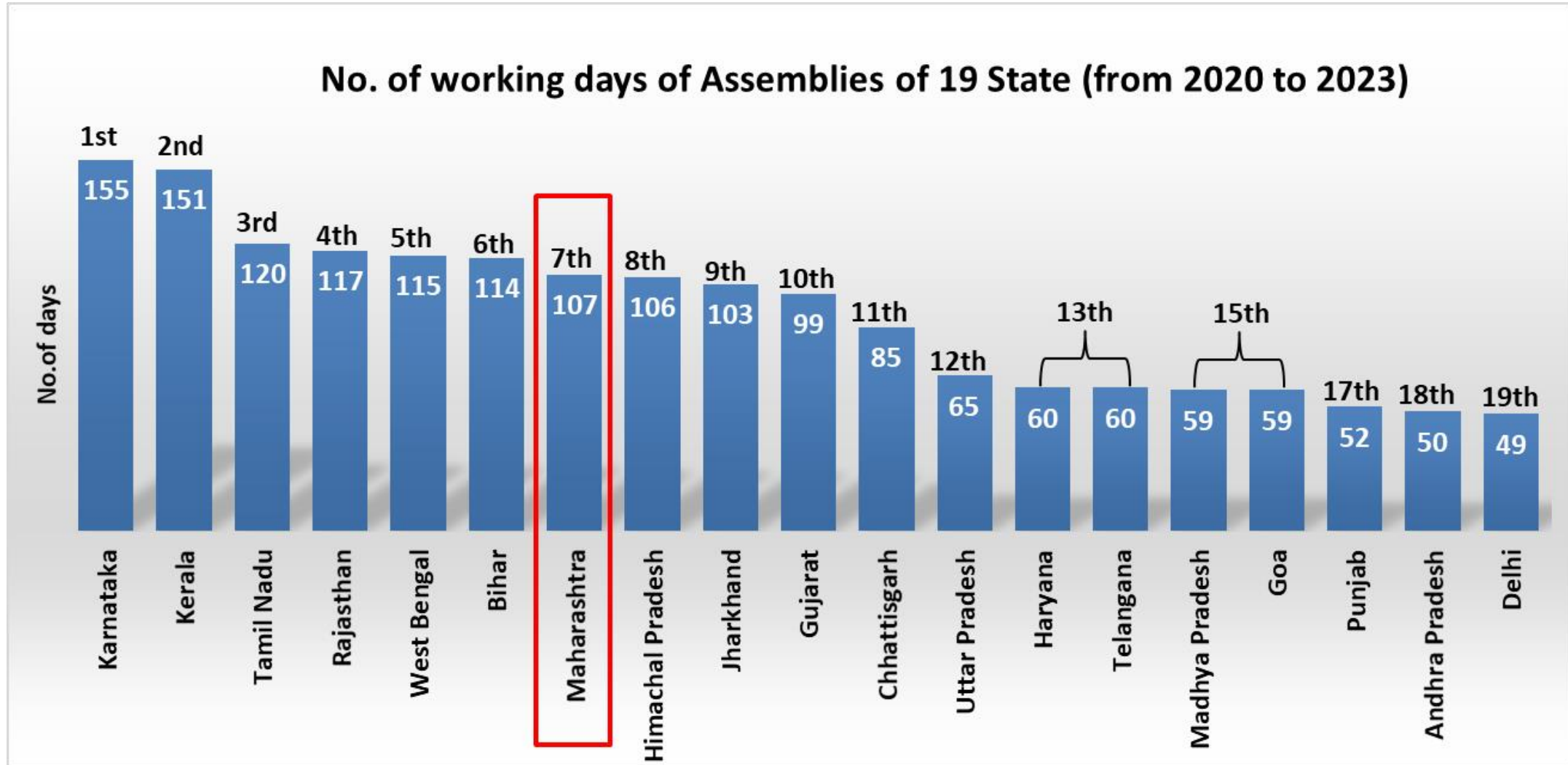
Sessions conducted and MLA attendance from 12th, 13th & 14th Assembly



Note: Each year is calculated from a Winter session to Monsoon Session (For e.g.: 1st year of 12th Assembly is from Winter 2009 to Monsoon 2010, 2nd year is from Winter 2010 to Monsoon 2011 and so on). 14th Assembly (2019 - 2024) : Period covered from Winter 2019 to Budget 2024 sessions.

(*) In the 5th year of 14th Assembly, we have considered data from two Assembly Sessions and Special Session (Winter Session 2023, Special Session 2024 and Budget Session 2024).





Maharashtra Assembly Stood at 7th Place in terms of number of working days amongst State Assemblies of 19 States* from 2020 to 2023



Source: [PRS Legislative Research Website](#)

* The data of 19 state assemblies were evaluated in the report

The number of Working Days dropped by 43% and the number of Questions Asked Declined by 73% from the 12th Assembly to 14th Assembly

Assembly (Sessions Covered)	No. of Working Days	% Change*	Attendance (%)	No. Questions Asked#	(%) Decrease in Questions*
12th Assembly (Winter 2009 to Budget 2014)	210 days	-	88%	40,512	-
13th Assembly (Winter 2014 to Budget 2019)	206 days	 2%	89%	22,404	 45%
14th Assembly (Winter 2019 to Budget 2024)	119 days	 43%	89%	11,132	 73%

* Percent change is calculated by taking baseline as 12th Assembly (Winter 2009 to Budget 2014)

Note: (#) Unstarred questions & Point of Propriety question have not been included.

Data includes the following devices - Starred, Calling attention to matters of urgent public importance, Half an hour discussion, Motion of adjournment for purpose of debates, Non Officials Bills (Private Member Bill), Resolutions/Non-Official Resolutions and Short Notice questions are considered.

The Parameters used to assess performance of Mumbai MLAs in this Report Card

Parameter	Marks Allocated
Legislative Performance ¹ (Attendance, No. & Quality of Questions, utilisation of Area Development Fund)	87
MLA Profile ² (Education qualification, PAN Card, Criminal cases)	13
Negative Marking for new FIR cases after 2019 election ³	Minus 5
Negative Marking for pending Charge Sheet ³	Minus 5
Total	100

Data Source: RTI (Right to Information Act)

¹ Vidhan Bhavan and City & Suburban Collector Offices;

² Election Commission of India's Website;

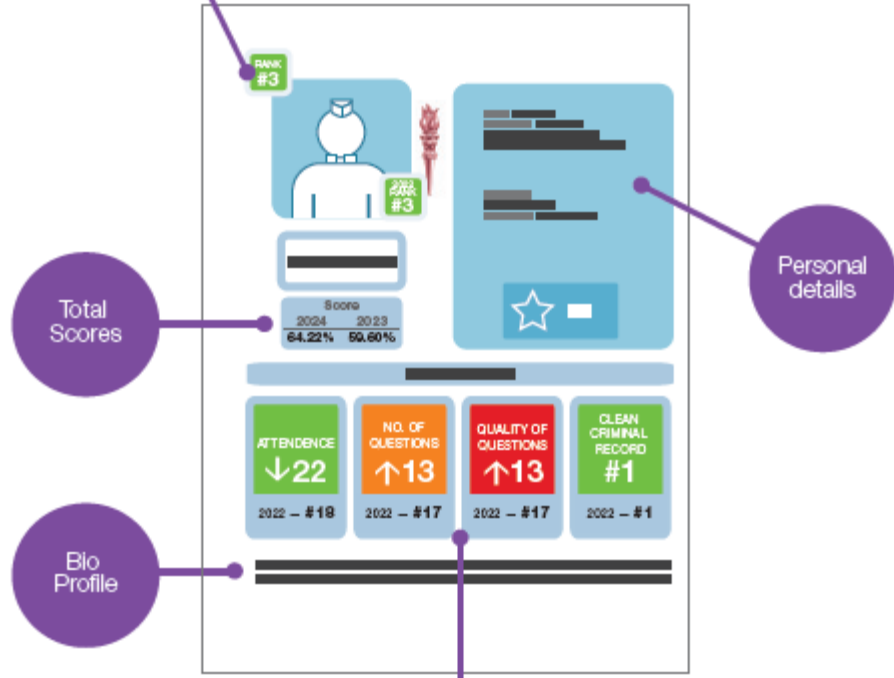
³ Criminal cases registered with Mumbai Police are considered for this Parameter.

Note:

- In MLA Report Card 2022, the period from Winter Session 2019 to Monsoon Session 2021 was covered
- In MLA Report Card 2023 the period covered is from Winter Session 2021 to Winter Session 2022
- In MLA Report Card 2024 the period covered was from Budget Session 2023 to Budget Session 2024

HOW TO READ THE RANKING PAGE:

Overall Rank for the current year 2024 (Budget Session 2023 to Budget Session 2024) is given after summation of all the weightages. The top three ranks are awarded a virtual trophy - The Torch. The first gets gold, the second silver and the third bronze.




Areas for ranking:

1. Attendance
2. Questions Asked
3. Quality of Questions
4. Criminal Record (including the negative marking for criminal records)

Colour Coding:

1-10	Green
11-22	Orange
23-34	Red

THE FOUR LION TORCH



Note: The report card considers time period between Budget Session 2023 to Budget Session 2024. A total of 34 MLAs out of the 36 representing Mumbai are evaluated in this report card who attended at least three out of the four sessions. This report card does not evaluate two MLAs who are the Speaker of the Assembly and a Minister in State Cabinet.

Congratulations to the Top 3 Performers!

RANK #1




2023 RANK #1

Amin Amir Ali Patel

2024	Score	2023
82.92%		82.80%

Birth Date: 13th January 1963
Birth Place: Mumbai
Language: Marathi, Hindi and English
Education: SSC
Profession: Business
Constituency: 186
(Area: Mumbadevi, District - Mumbai City)



RANK #2



2023 RANK #2



Sunil Waman Prabhu

2024	Score	2023
78.71%		81.30%

Birth Date: 11th July 1969
Birth Place: Mumbai
Language: Marathi, Hindi and English
Education: Eleventh
Profession: Consultant & Farming
Constituency: 159
(Area: Dindoshi, District - Mumbai Suburbs)



RANK #3




2023 RANK #3

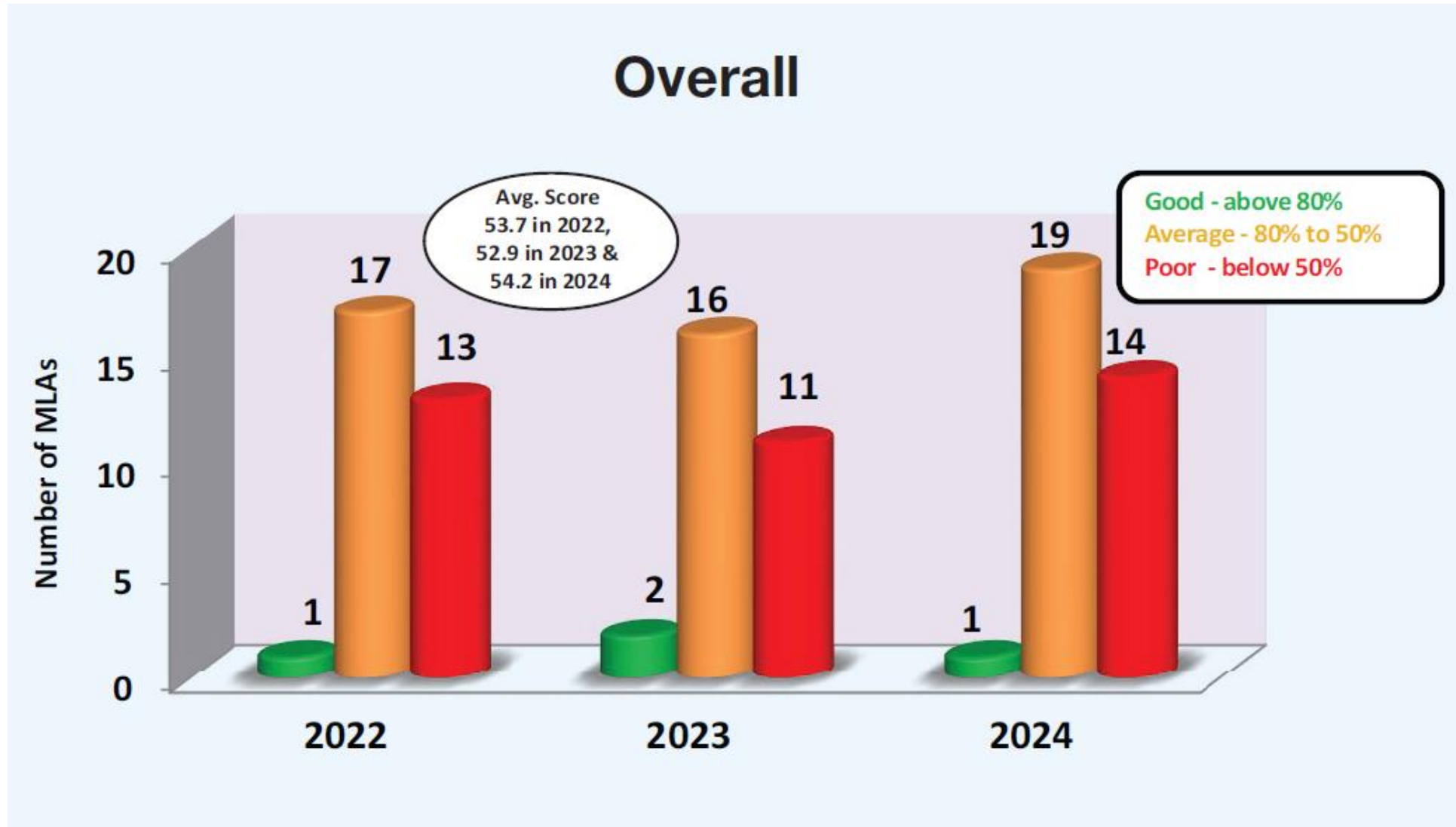
Varsha Eknath Gaikwad

2024	Score	2023
76.51%		-

Birth Date: 3rd February 1975
Birth Place: Mumbai
Language: Marathi, Hindi and English
Education: Bachelor of Education (B.Ed)
Profession: Social Worker
Constituency: 178
(Area: (SC) - Dharavi, District - Mumbai City)



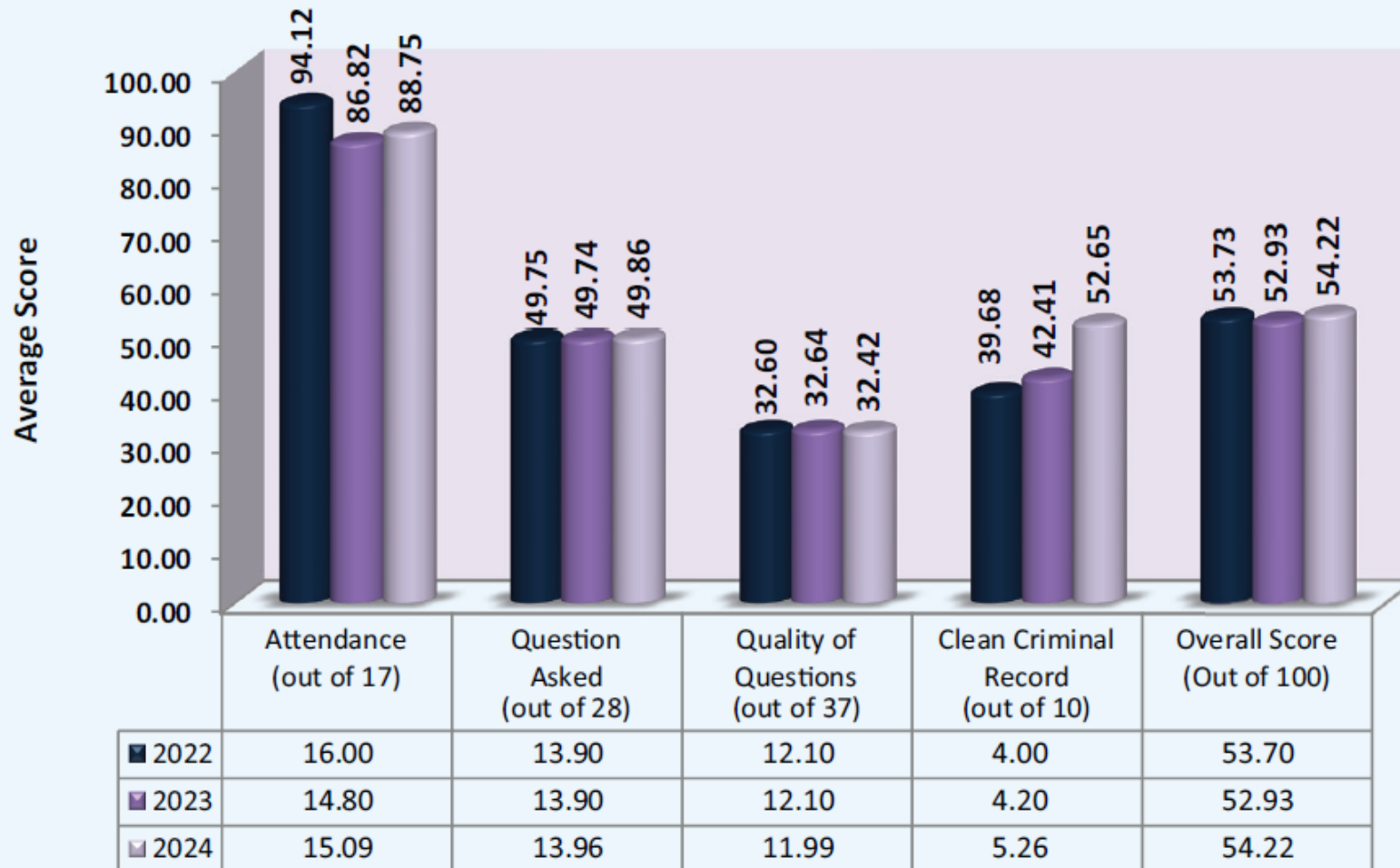
Only 1 out of 34 MLAs Have Achieved overall Score above 80% in 2024



Note: Number of MLAs who were ranked in 2022 are 31, 2023 are 29 and 2024 are 34.

The average Score for 'Number of Questions Asked' and 'Quality of Questions' parameters has been consistent from 2022 to 2024

Average Score for Different Parameters

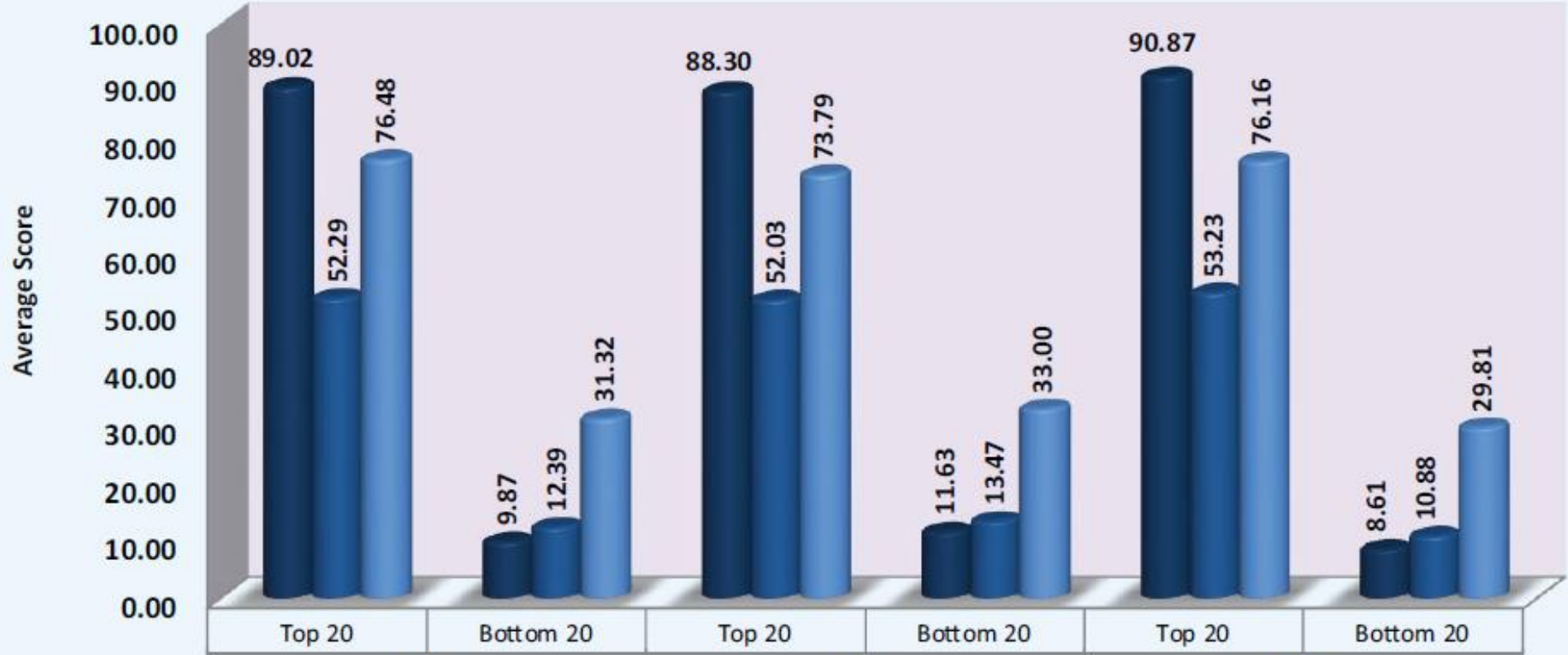


Total Number of Questions Asked in each Report Card*

2022	4,347
2023	5,166
2024	8,395

Note: (*) Data includes the following devices - Starred, Unstarred, Calling attention to matters of urgent public importance, Half an hour discussion, Motion of adjournment for purpose of debates, Non Officials Bills (Private Member Bill), Resolutions/Non-Official Resolutions, Short Notice, Point of Propriety questions are considered.

Top and Bottom 20 Percentile Average Scores



	2022		2023		2024	
■ Number of Questions (out of 28)	24.92	2.76	24.72	3.26	25.44	2.41
■ Quality of Questions (out of 37)	19.35	4.59	19.25	4.99	19.69	4.03
■ Overall Score (Out of 100)	76.48	31.32	73.79	33.00	76.16	31.00

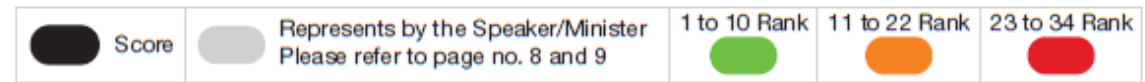
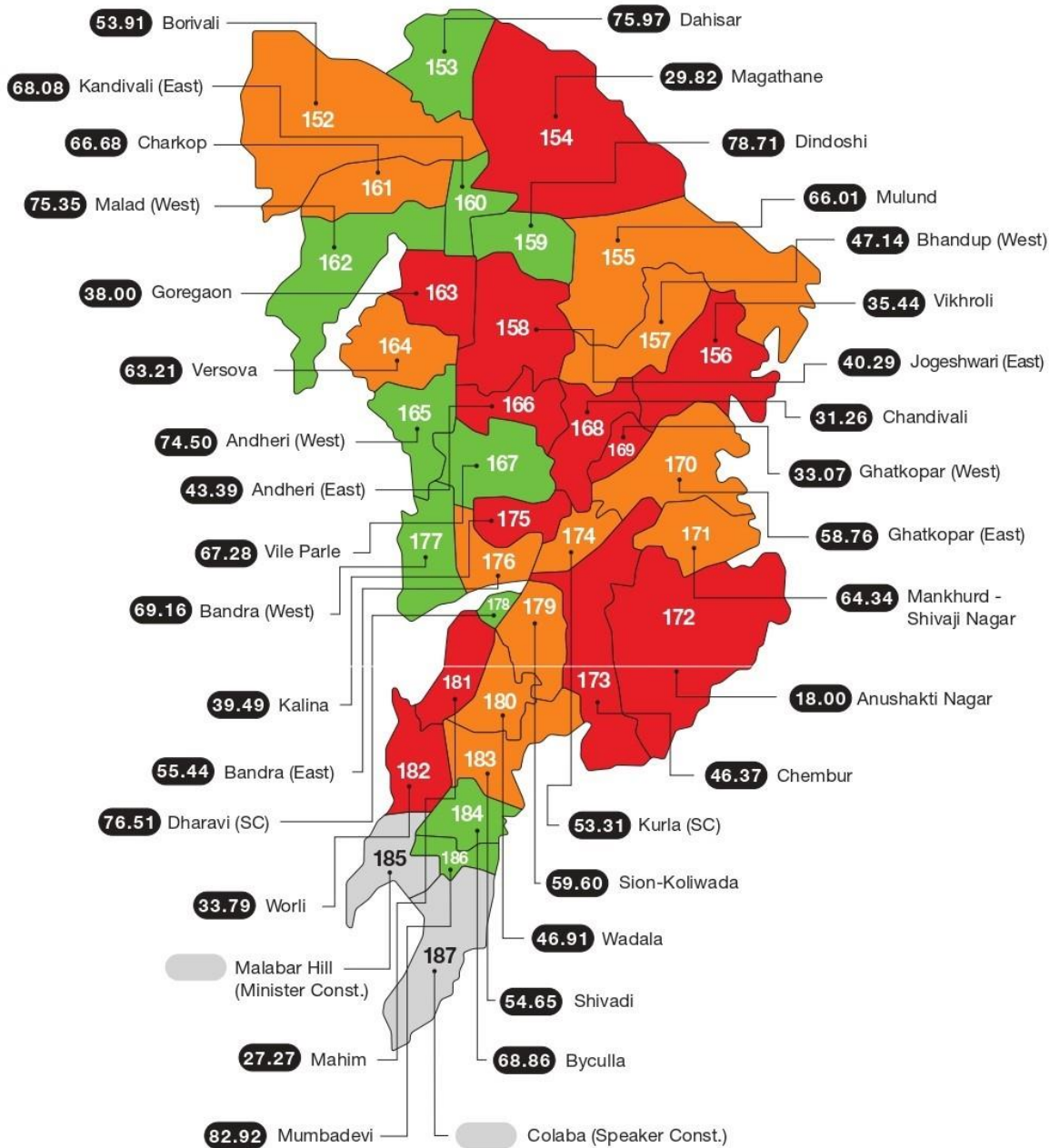
*Performance of 1/5 MLAs out of total 34 MLAs is considered for Top and Bottom 20 Percentile

Top 5 highest-ranking MLA and Top 5 lowest-ranking MLAs

Political Party	Constituency No.	Top 5 MLA name	Score (out of 100)	Overall Rank	Score and Rank on every parameter							
					Attendance (Out of 17)		No. of Questions (Out of 28)		Quality of Questions (Out of 37)		Clean Criminal Record (Out of 10)	
					Score	Rank	Score	Rank	Score	Rank	Score	Rank
INC	186	Amin Amir Ali Patel	82.92	1	17	1	27.13	2	20.78	2	10	1
SS (UBT)	159	Sunil Waman Prabhu	78.71	2	17	1	24.58	5	19.12	5	10	1
INC	178	Varsha Eknath Gaikwad	76.51	3	17	1	26.29	3	20.22	3	5	17
BJP	153	Manisha Ashok Chaudhary	75.97	4	17	1	22.90	7	18.07	7	10	1
INC	162	Aslam Ramazanali Shaikh	75.35	5	14	23	28.00	1	21.35	1	5	17

Political Party	Constituency No.	Bottom 5 MLA name	Score (out of 100)	Overall Rank	Score and Rank on every parameter							
					Attendance (Out of 17)		No. of Questions (Out of 28)		Quality of Questions (Out of 37)		Clean Criminal Record (Out of 10)	
					Score	Rank	Score	Rank	Score	Rank	Score	Rank
NCP	172	Mohammed Nawab Malik	18.00	34	0	34	0.00	34	0.00	34	10	1
SS	181	Sadanand Sarvankar	27.27	33	14	23	3.39	29	4.88	30	-3	29
SS	154	Prakash Rajaram Surve	29.82	32	7	33	5.94	27	6.88	27	2	25
SS	168	Dilip Lande	31.26	31	14	23	2.52	31	4.74	31	2	25
BJP	169	Ramchandra Shivaji Kadam	33.07	30	14	23	6.78	26	7.29	26	-3	29

MAP of MLA PERFORMANCE: ASSEMBLY CONSTITUENCY-WISE IN 2024



Political Party	Name of MLA	2022		2023		2024		Average Score	Average Rank
		Score	Rank	Score	Rank	Score	Rank		
SP	Abu Asim Azmi	51.27	18	63.87	8	64.34	13	59.83	13
SS (UBT)	Ajay Vinayak Choudhari	38.48	24	43.75	19	54.65	18	45.63	19
BJP	Ameet Bhaskar Satam	75.57	4	73.65	4	74.50	6	74.58	3
INC	Amin Amir Ali Patel	81.43	1	82.80	1	82.92	1	82.38	1
BJP	Ashish Babaji Shelar	69.88	7	62.18	9	69.16	7	67.07	6
BJP	Atul Dattatray Bhatkhalakar	73.61	5	51.46	17	68.08	9	64.38	7
BJP	Bharati Hemant Lavekar	59.60	13	64.22	6	63.21	14	62.34	10
BJP	Captain R Tamil Selvan	61.71	11	58.88	12	59.60	15	60.06	11
SS	Dilip Lande	42.93	23	30.12	27	31.26	31	34.77	27
BJP	Kalidas Nilkanth Kolambkar	60.43	12	41.33	20	46.91	22	49.56	18
SS	Mangesh Anant Kudalkar	65.04	9	58.18	13	53.31	20	58.84	15
BJP	Manisha Ashok Chaudhary	71.14	6	75.05	3	75.97	4	74.05	4
BJP	Mihir Chandrakant Kotecha	53.59	15	59.53	11	66.01	12	59.71	14
BJP	Parag Kishorchandra Shah	55.22	14	65.70	5	58.76	16	59.89	12
BJP	Parag Madhusudan Alavani	79.96	2	64.21	7	67.28	10	70.48	5
SS	Prakash Rajaram Surve	29.76	30	37.76	25	29.82	32	32.45	29
SS (UBT)	Prakash Vaikunth Phaterpekar	52.55	17	50.36	18	46.37	23	49.76	17
BJP	Ramchandra Shivaji Kadam	48.03	19	52.94	16	33.07	30	44.68	20
SS (UBT)	Ramesh Gajanan Korgaonkar	34.62	26	38.05	24	47.14	21	39.94	23
SS (UBT)	Ravindra Dattaram Waikar	28.52	31	38.36	22	40.29	25	35.72	26
SS	Sadanand Sarvankar	45.77	21	29.52	28	27.27	33	34.19	28
SS (UBT)	Sanjay Govind Potnis	44.50	22	39.90	21	39.49	26	41.30	21
BJP	Sunil Dattatraya Rane	53.18	16	61.47	10	53.91	19	56.19	16
SS (UBT)	Sunil Rajaram Raut	46.25	20	29.11	29	35.44	28	36.93	25
SS (UBT)	Sunil Waman Prabhu	77.19	3	81.30	2	78.71	2	79.07	2
BJP	Vidya Jaiprakash Thakur	38.16	25	38.21	23	38.00	27	38.12	24
SS	Yamini Yashwant Jadhav	67.56	8	53.52	15	68.86	8	63.31	8
BJP	Yogesh Sagar	64.88	10	56.19	14	66.68	11	62.59	9
INC	Zeeshan Ziauddin Siddique	32.54	27	33.45	26	55.44	17	40.47	22

Cumulative Ranking (in%) of Mumbai MLAs for 14th Assembly*

Note : (*) Sessions taken into account for this table - Winter 2019 to Budget 2024).

This is an average score of MLAs who served for a minimum of three years in the assembly. Score of Seven MLAs (Aditya Thackeray, Aslam Shaikh, Mangal Prabhat Lodha, Nawab Malik, Rahul Narwekar, Rutuja Latke and Varsha Gaikwad) could not be evaluated due to following reasons; serving as the Speaker of Assembly or serving as Minister in the State Government or being newly elected.

Thank You



www.praja.org



info@praja.org



[_praja.org](https://twitter.com/praja.org)



[_prajafoundation](https://facebook.com/prajafoundation)



[PrajaFoundation](https://linkedin.com/company/prajafoundation)

Handbook



Praja.org/hand-books

Annual
White Papers



Praja.org/white-paper

Urban Governance
Reports



Praja.org/urban-governance

Urban Governance
Index 2020



Praja.org/ugi

Elected Representatives
Report Cards



Praja.org/report-card

www.praja.org/donate

